



Northern Beaches Council

Resilience Research – Online Results

Prepared by: Micromex Research

Date: April 2021



northern
beaches
council

micromex
research

Table of Contents

<u>Key Findings</u>	5
<u>Detailed Results</u>	7
<u>1. Quality of Life</u>	8
<u>2. Factors for Resilience</u>	10
<u>3. Impacts and Preparedness</u>	22
<u>Appendix A: Additional Analyses</u>	34
<u>Appendix B: Further Demographics & Background and Methodology</u>	36
<u>Appendix C: Questionnaire</u>	40



northern
beaches
council



Background & Methodology

Why?

- Understand and identify the community's level of concern and preparedness for shocks and stressors
- Identify important factors for consideration when building a resilient community and perceptions of Council's performance in these areas
- Ratings of quality of life living within the Northern Beaches LGA
- Identify ways to improve community resilience
- Compare results to research conducted over the telephone (see separate report)

How?

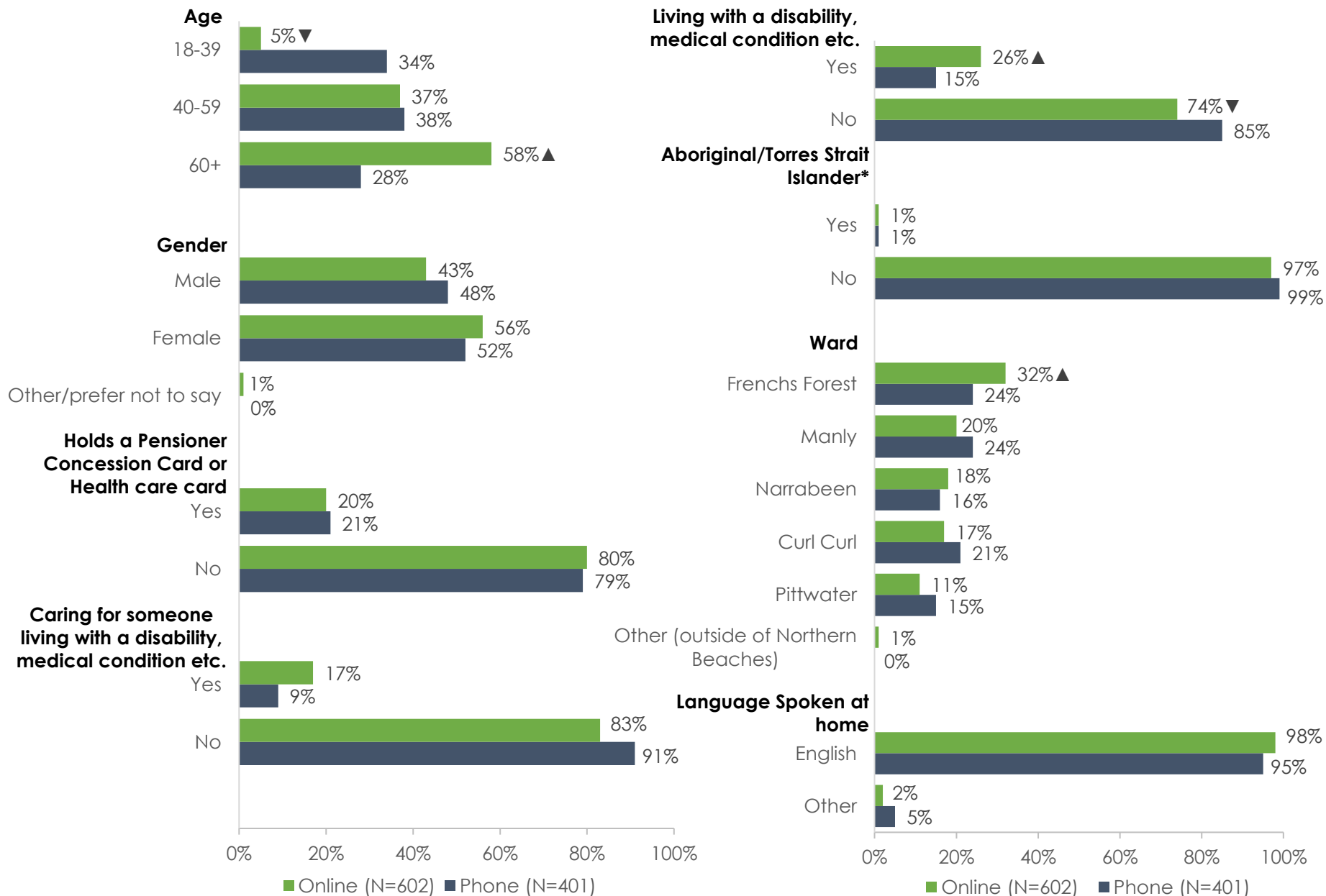
- Online survey to N=602 respondents (comparisons are also made to results from the telephone survey with N=401 residents)
- 446 completed the survey via a link that was made publicly available by Council, and 156 were recruited through Micromex's research panel
- We use a 5 point scale (e.g. 1 = not at all concerned, 5 = very concerned)

When?

- The online survey link was available between the 1st and 31st March 2021



Sample Profile



Please see Appendix B for further demographics

*Note: 2 respondents selected 'prefer not to say'

▲ ▼ = A significantly higher/lower percentage (compared to phone) 4



Key Findings



northern
beaches
council

micromex
research

Key Findings

Findings from this research are in line with those obtained over the phone, with Northern Beaches Residents being a resilient community that is prepared for significant disruptions or ongoing stresses.

Comparison to Phone Results



Perceived Quality of Life is slightly lower amongst the online sample, with **66%** of respondents rating their quality of life as very good or excellent, compared to **71%** amongst phone respondents.



40% of online respondents feel prepared/very prepared to respond to significant shocks or stresses, which is on par with phone results.



COVID-19 has had the biggest impact on both online and phone respondents in the past year, though online respondents are significantly more likely to have been impacted by 9 of the 13 events.



Housing affordability is an area of concern for both samples, whilst respondents feel most prepared for **disease pandemics** (not surprising given the current COVID-19 situation).



Online respondents are also generally **more** concerned about the impacts of future events on their community and have been **more** affected by recent events, though **less** likely to ask for help in times of crisis.




Detailed Results



northern
beaches
council

micromex
research

Quality of Life



Detailed Results

1. Quality of Life

2. Factors for Resilience

3. Impacts and Preparedness



northern
beaches
council

micromex
research

Quality of Life



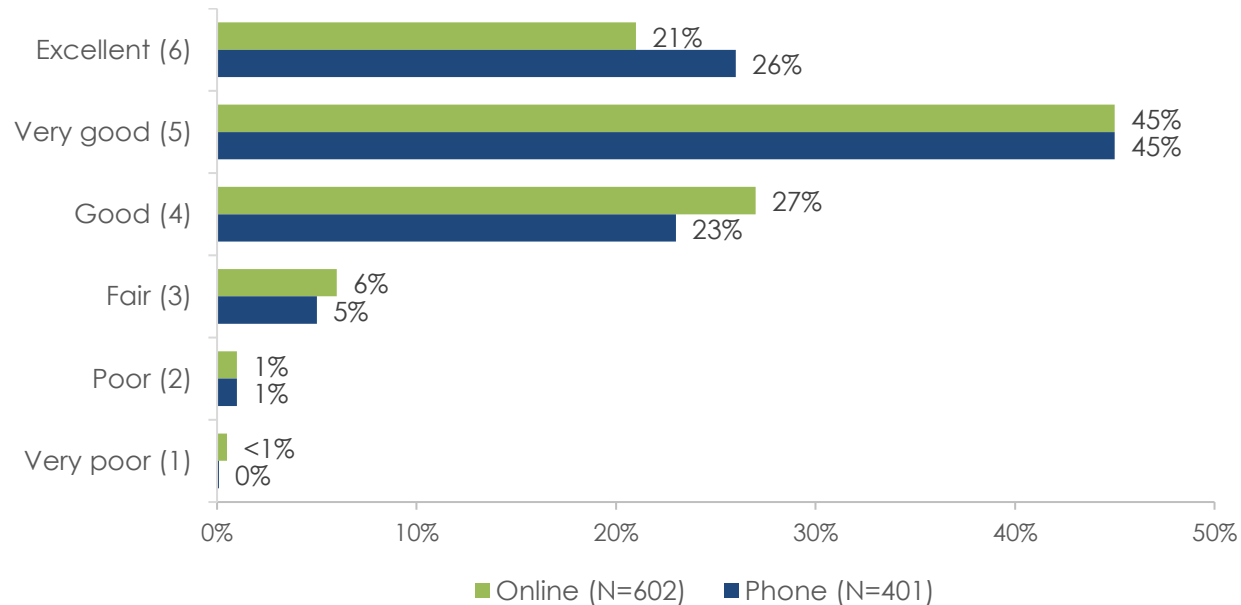
Online



Phone

L2. Overall, how would you rate your quality of life at the moment?


	Online	Phone
Mean rating	4.78	4.91
Top 2 Box	66%	71%
Base	602	401



Scale: 1 = very poor, 6 = excellent

Regardless of sample type, perceived quality of life is high within the Northern Beaches community.

Factors for Resilience



Detailed Results

1. Quality of Life
- 2. Factors for Resilience**
3. Impacts and Preparedness



northern
beaches
council

micromex
research

Factors Contributing to the Resilience of the Northern Beaches

There are many factors that contribute to the resilience of the Northern Beaches. A factor can be anything you think is helping, or would help, our community prepare, respond and bounce back quickly from bad times and live better in good times. Factors could include:

- A quality or value that defines our community (e.g. close-knit communities, people having their say in local decisions or strong leadership)
- A program designed to serve the community (e.g. a program to help neighbourhoods prepare for natural disasters, or one that raises awareness of mental health issues in the community)
- An economic initiative (e.g. an initiative to attract business to local neighbourhoods)
- A system (e.g. a public transport system, internet connections)
- Investment and maintenance of public buildings, facilities and infrastructure (e.g. emergency shelters, roads, stormwater systems)
- A project to help the natural environment



Most Important Factors

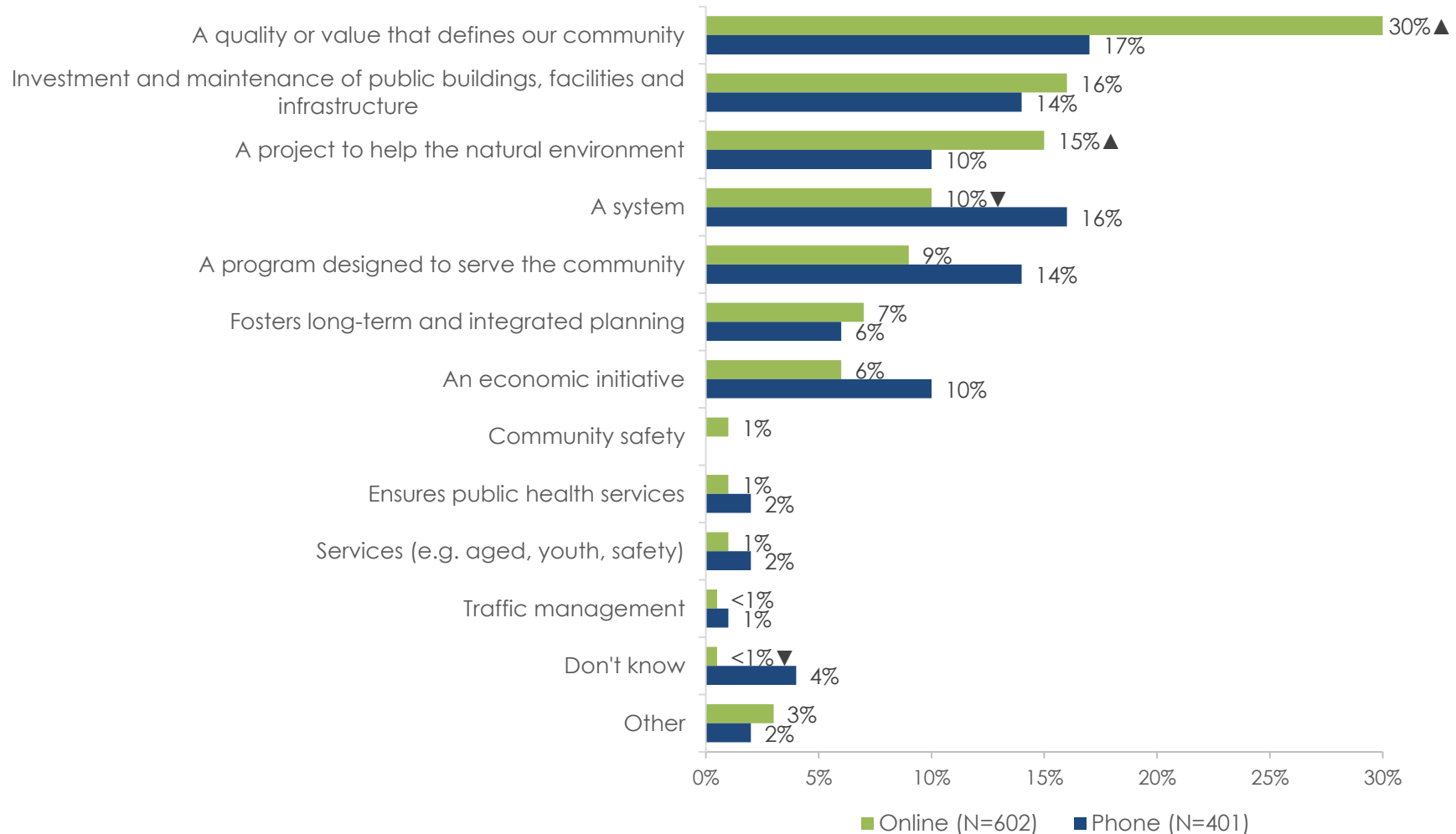


Online



Phone

Q1. Please identify the most important factor that contributes or would contribute in the future to the resilience of the Northern Beaches.



Base: N=602

A quality or value that defines a community is the most important factor contributing to future resilience of the Northern Beaches for online respondents.

Performance: A Quality or Value that Defines our Community



Online

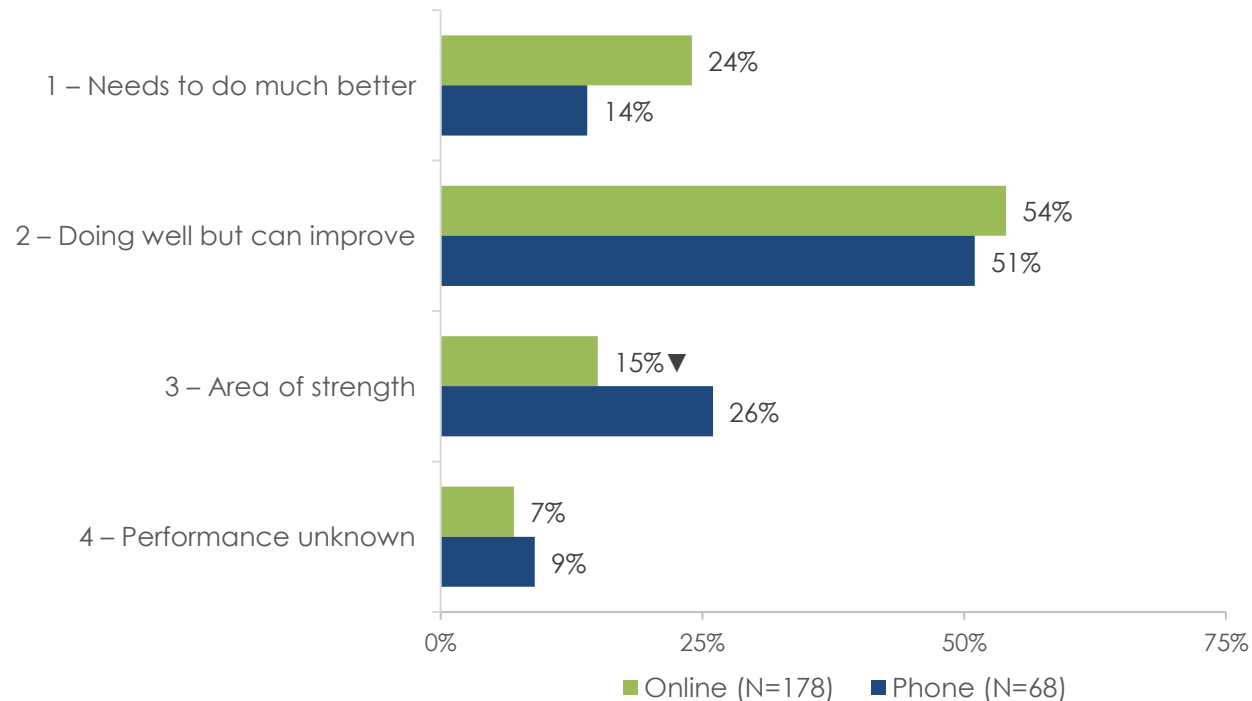


Phone

- Q1. Please identify the most important factor that contributes or would contribute in the future to the resilience of the Northern Beaches.
- Q2. Please rate how the Northern Beaches is performing against this factor using a scale of 1-4 where 1 is 'needs to do much better', 2 is 'doing well but can improve', 3 is 'area of strength', and 4 is 'performance unknown'.

A Quality or Value that Defines our Community

(close-knit communities, people having their say in local decisions or strong leadership)



▲ ▼ = A significantly higher/lower percentage (compared to phone)

For those that mentioned 'a quality or value that defines our community' as the most important factor contributing to the future resilience of the Northern Beaches, just over half (54%) of online respondents mentioned that Northern Beaches are doing well but could improve in this area.

Performance: Investment and Maintenance of Public Buildings, Facilities and Infrastructure



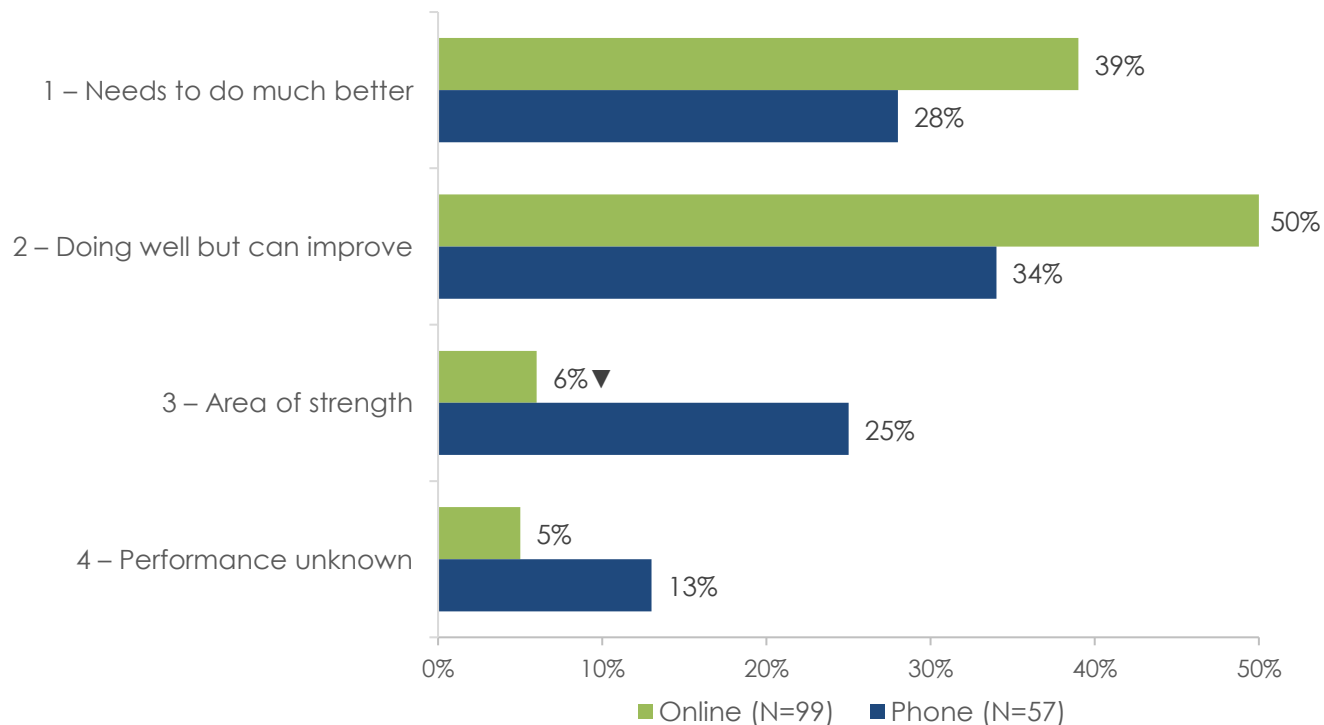
Online



Phone

- Q1. Please identify the most important factor that contributes or would contribute in the future to the resilience of the Northern Beaches.
- Q2. Please rate how the Northern Beaches is performing against this factor using a scale of 1-4 where 1 is 'needs to do much better', 2 is 'doing well but can improve', 3 is 'area of strength', and 4 is 'performance unknown'.

Investment and Maintenance of Public Buildings, Facilities and Infrastructure (e.g. emergency shelters, roads, stormwater systems)



▲ ▼ = A significantly higher/lower percentage (compared to phone)

For respondents that consider 'investment and maintenance of public buildings, facilities and infrastructure' to be the most important factor contributing to resilience in the area, half online respondents suggested Northern Beaches is doing well in this area but can improve.

Performance: A Project to Help the Natural Environment

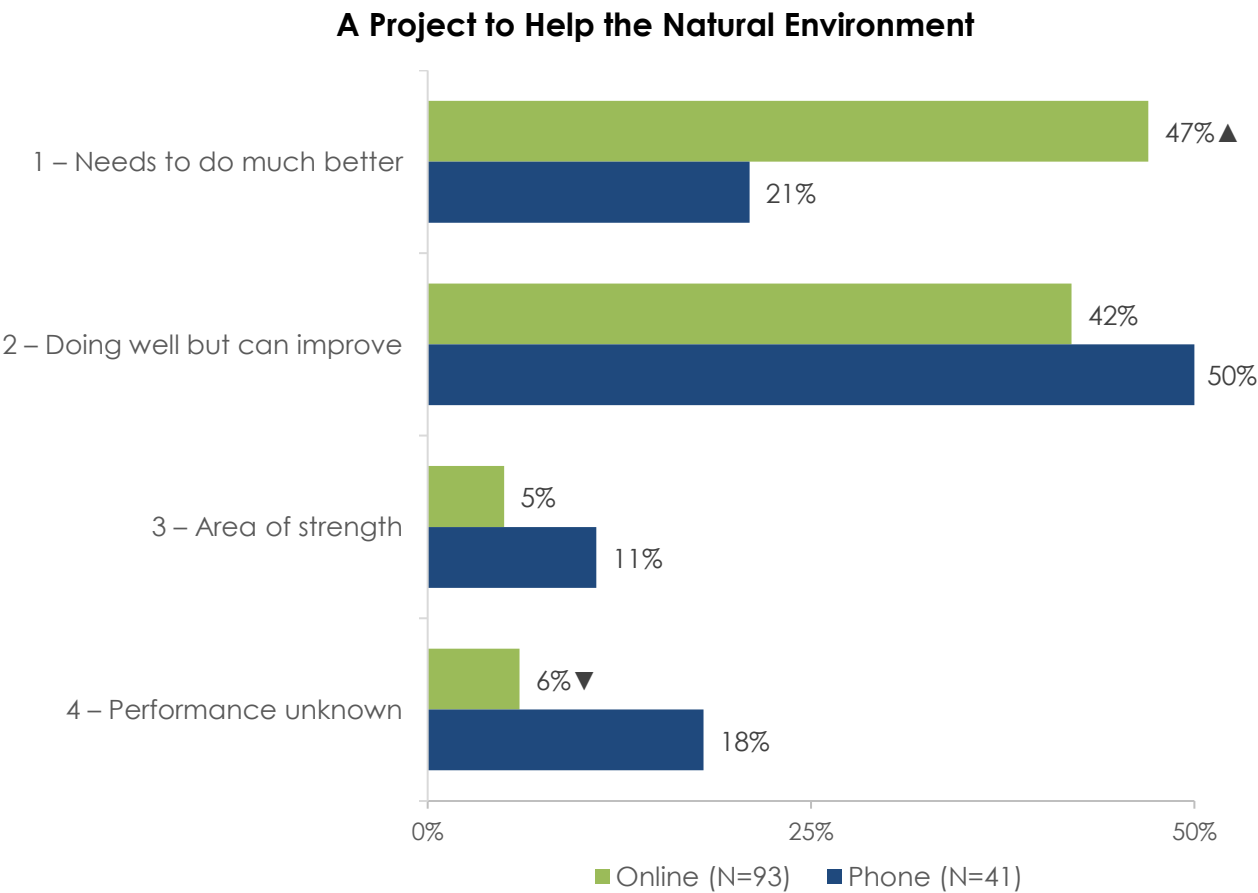
- Q1. Please identify the most important factor that contributes or would contribute in the future to the resilience of the Northern Beaches.
- Q2. Please rate how the Northern Beaches is performing against this factor using a scale of 1-4 where 1 is 'needs to do much better', 2 is 'doing well but can improve', 3 is 'area of strength', and 4 is 'performance unknown'.



Online




Phone



▲ ▼ = A significantly higher/lower percentage (compared to phone)

47% of online respondents that believe 'a project to help the natural environment' is the most important factor, believe that Northern Beaches needs to do much better in this area.

Performance: A System

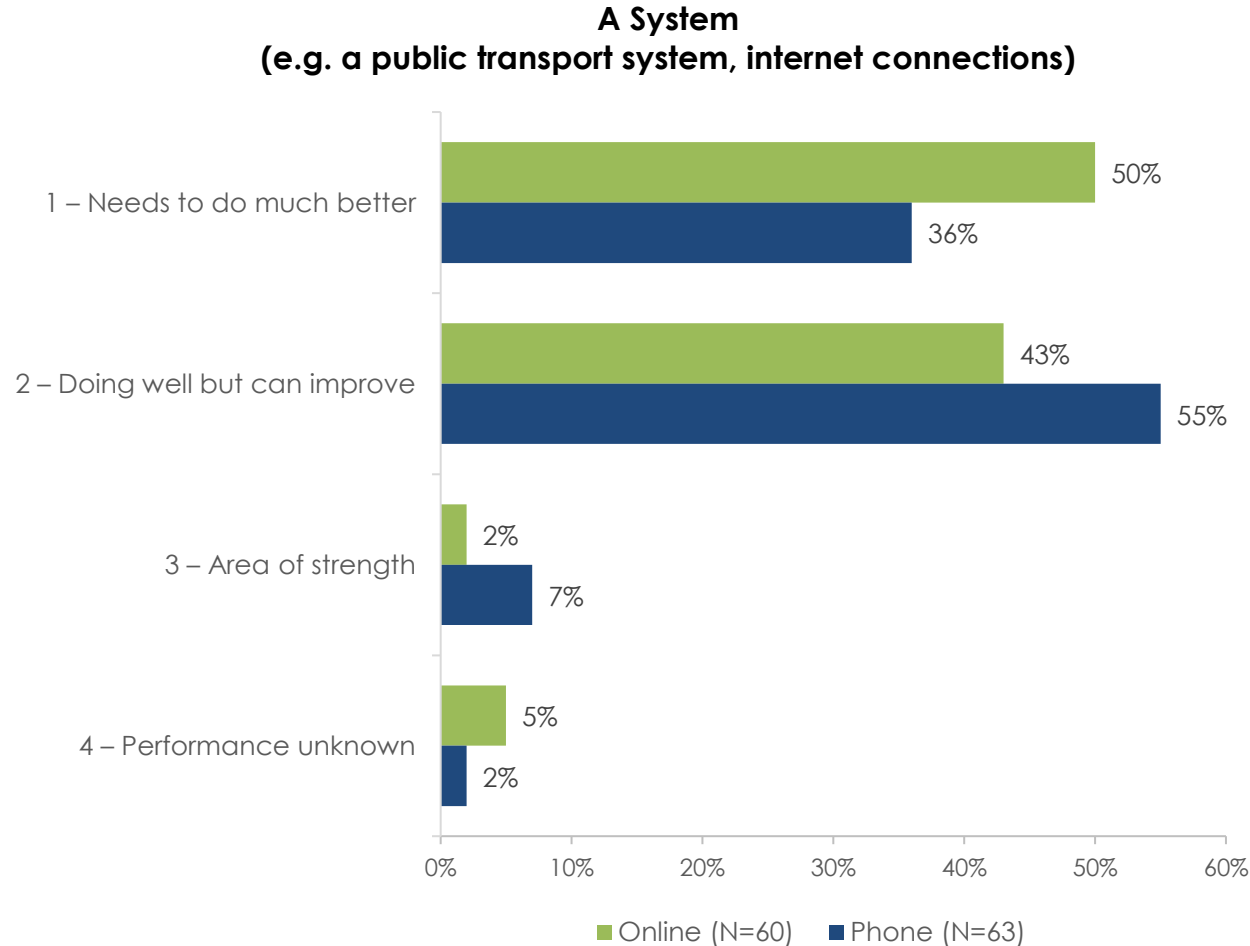


Online



Phone

- Q1. Please identify the most important factor that contributes or would contribute in the future to the resilience of the Northern Beaches.
- Q2. Please rate how the Northern Beaches is performing against this factor using a scale of 1-4 where 1 is 'needs to do much better', 2 is 'doing well but can improve', 3 is 'area of strength', and 4 is 'performance unknown'.



Half of online respondents that believe 'a system' is the most important factor, believe that Northern Beaches need to do much better in this area.

Performance: A Program Designed to Serve the Community



Online



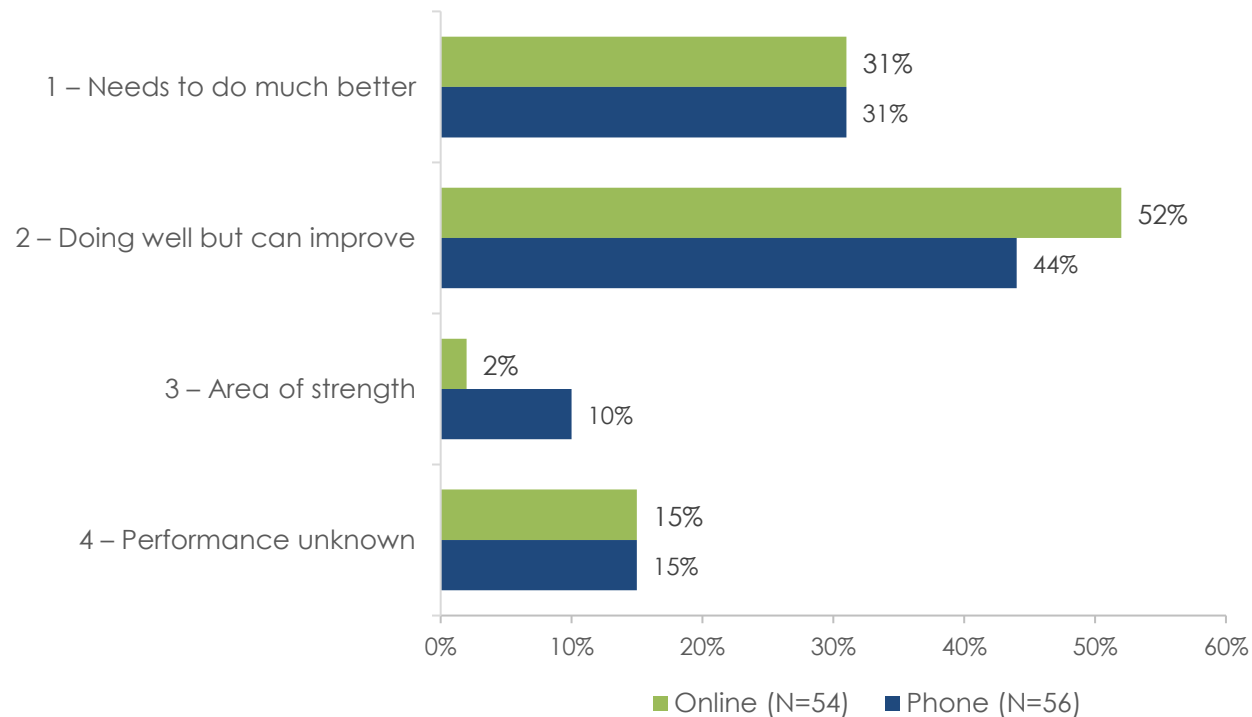
Phone

Q1. Please identify the most important factor that contributes or would contribute in the future to the resilience of the Northern Beaches.

Q2. Please rate how the Northern Beaches is performing against this factor using a scale of 1-4 where 1 is 'needs to do much better', 2 is 'doing well but can improve', 3 is 'area of strength', and 4 is 'performance unknown'.

A Program Designed to Serve the Community

(e.g. a program to help neighbourhoods prepare for natural disasters, or one that raises awareness of mental health issues in the community)



For those that believe 'a program designed to serve the community' is the most important factor, 52% of online respondents believe Council are doing well in this area but can improve.

Performance: Fosters Long-Term and Integrated Planning



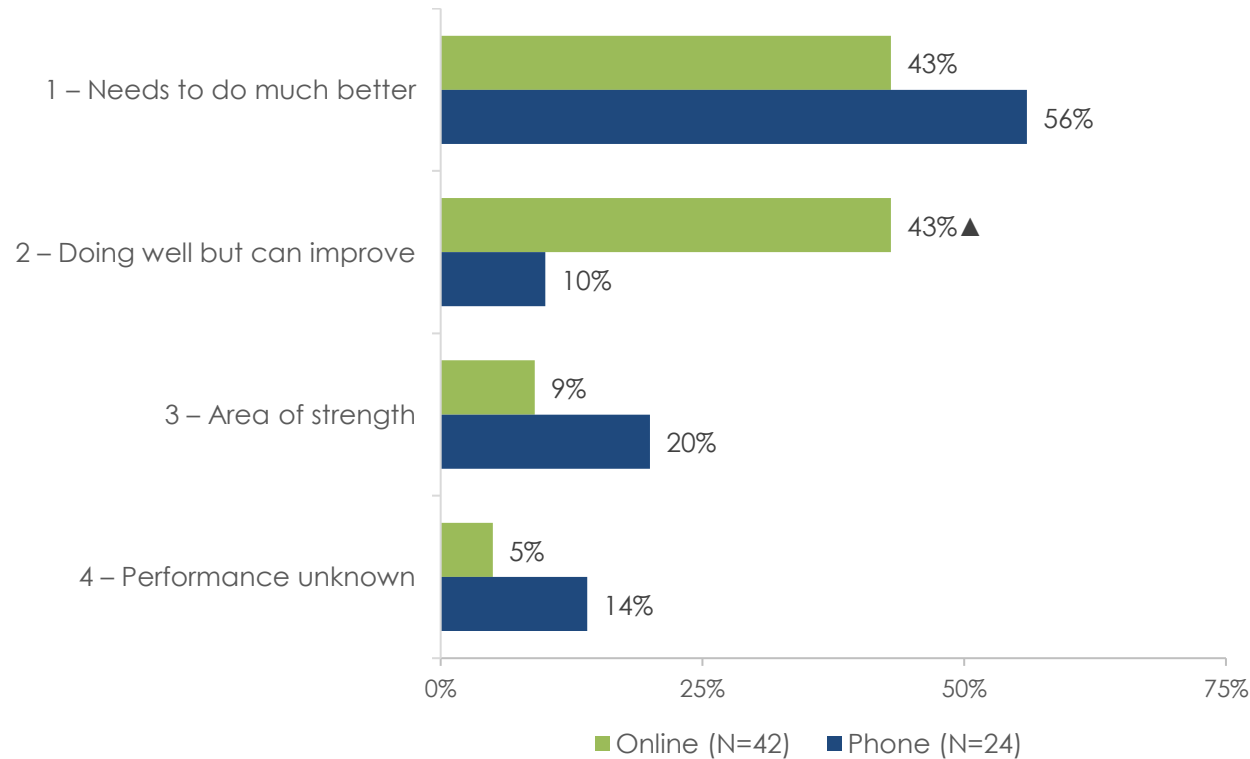
Online



Phone

- Q1. Please identify the most important factor that contributes or would contribute in the future to the resilience of the Northern Beaches.
- Q2. Please rate how the Northern Beaches is performing against this factor using a scale of 1-4 where 1 is 'needs to do much better', 2 is 'doing well but can improve', 3 is 'area of strength', and 4 is 'performance unknown'.

Fosters Long-Term and Integrated Planning (e.g. preventing overdevelopment and overpopulation)



▲ ▼ = A significantly higher/lower percentage (compared to phone)

86% of respondents believe improvements can be made in the area of 'fosters long-term and integrated planning'.

Performance: An Economic Initiative



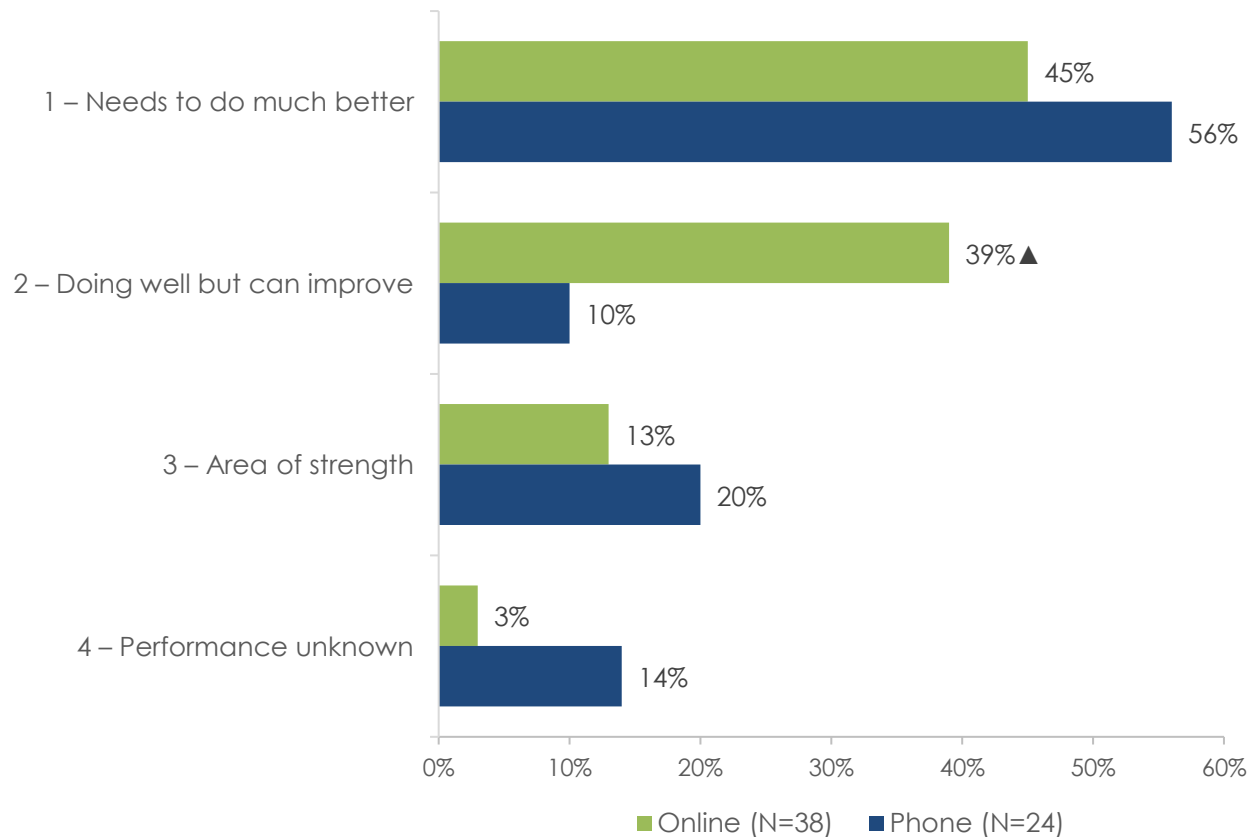
Online



Phone

- Q1. Please identify the most important factor that contributes or would contribute in the future to the resilience of the Northern Beaches.
- Q2. Please rate how the Northern Beaches is performing against this factor using a scale of 1-4 where 1 is 'needs to do much better', 2 is 'doing well but can improve', 3 is 'area of strength', and 4 is 'performance unknown'.

An Economic Initiative (e.g. an initiative to attract business to local neighbourhoods)



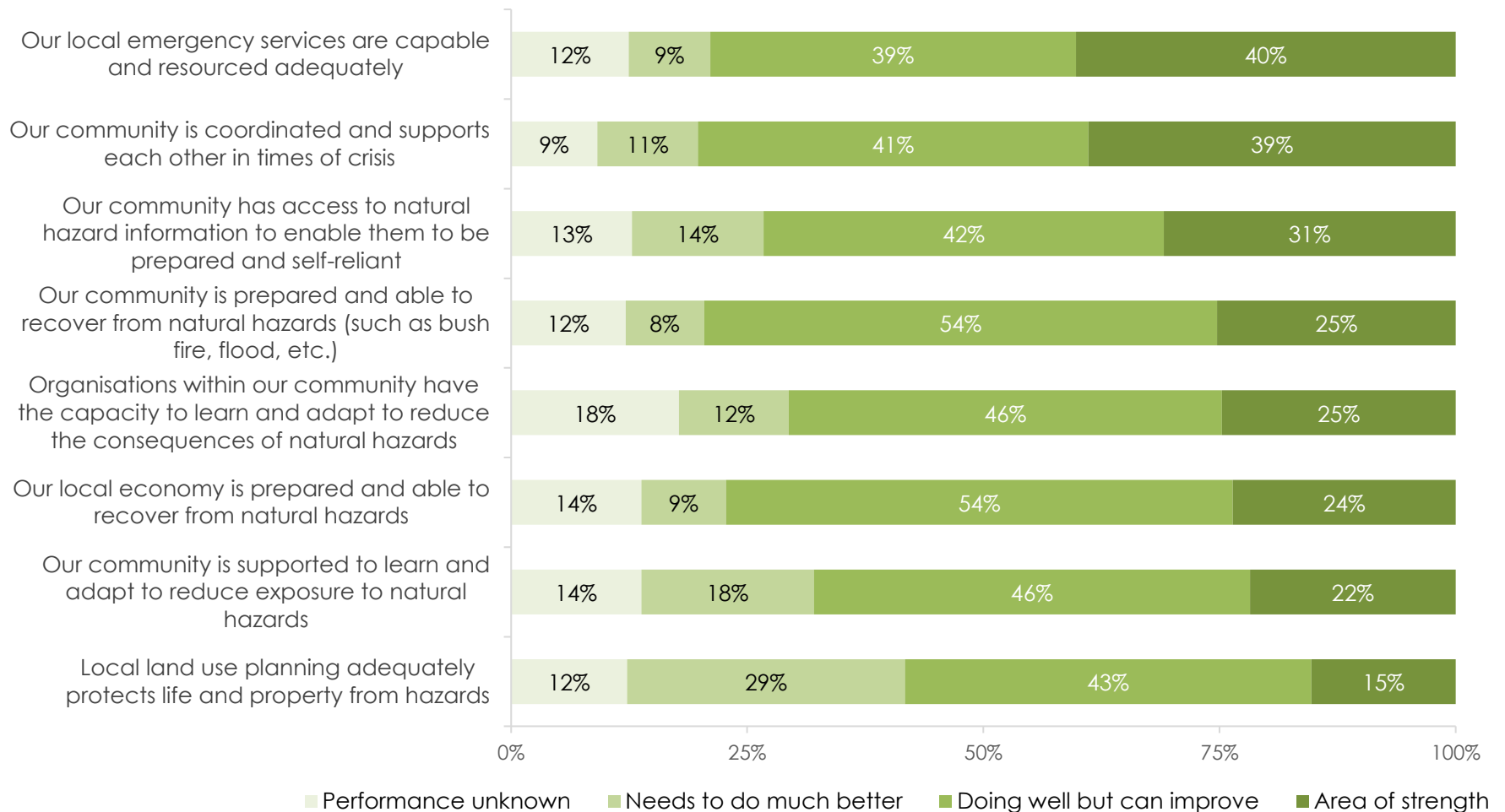
▲ ▼ = A significantly higher/lower percentage (compared to phone)

45% of respondents that stated 'an economic initiative' is the most important resilience factor, suggested that Northern Beaches needs to do much better in this area.

Other Performance Ratings – Online Only



Q4. Please rate how well the Northern Beaches community is performing against each of the following factors using a scale of 1-4 where 1 is 'needs to do much better', 2 is 'doing well but can improve', 3 is 'area of strength', and 4 is 'performance unknown'.



Base: N=602

'Our local emergency services are capable and resourced adequately' and 'our community is coordinated and supports each other' are the two strongest areas for the Northern Beaches.

Other Performance Ratings – Online and Phone

Q4.

Please rate how well the Northern Beaches community is performing against each of the following factors using a scale of 1-4 where 1 is 'needs to do much better', 2 is 'doing well but can improve', 3 is 'area of strength', and 4 is 'performance unknown'.



Online



Phone


	Area of strength		Needs to do much better	
	Online	Phone	Online	Phone
Our local emergency services are capable and resourced adequately	40%	35%	9%	11%
Our community is coordinated and supports each other in times of crisis	39%▼	52%	11%	9%
Our community has access to natural hazard information to enable them to be prepared and self-reliant	31%	37%	14%	12%
Our community is prepared and able to recover from natural hazards (such as bush fire, flood, etc.)	25%▼	35%	8%	6%
Organisations within our community have the capacity to learn and adapt to reduce the consequences of natural hazards	25%▼	32%	12%	11%
Our local economy is prepared and able to recover from natural hazards	24%▼	33%	9%	8%
Our community is supported to learn and adapt to reduce exposure to natural hazards	22%▼	28%	18%▲	13%
Local land use planning adequately protects life and property from hazards	15%	21%	29%▲	16%

Base: Online (N=602) Phone (N=401)

▲ ▼ = A significantly higher/lower percentage (compared to phone)

Online respondents are significantly more likely to believe that the Northern beaches needs to do much better in the areas of 'our community is supported to learn and adapt to reduce exposure to natural hazards' and 'local land use planning adequately protects life and property from hazards'.

Impacts and Preparedness



Detailed Results

1. Quality of Life
2. Factors for Resilience
- 3. Impacts and Preparedness**



northern
beaches
council

micromex
research

Preparedness for Significant Shocks/Stressors

Q7. Considering the most significant shock and stress to you. How prepared do you feel you and/or your family are to respond?

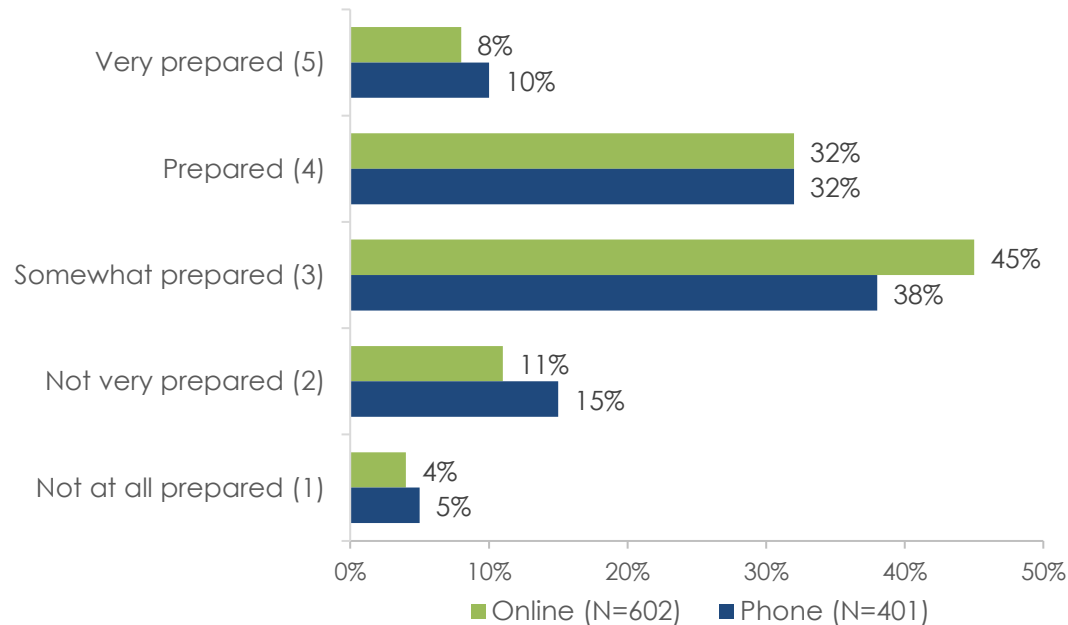


Online



Phone

	Online	Phone
Mean rating	3.28	3.28
Top 2 Box	40%	42%
Base	602	401



Scale: 1 = not at all prepared, 5 = very prepared

Results are similar between the phone and online samples, with 40% of online respondents stating they feel prepared/very prepared to respond to significant shocks and stresses.

Support in a Crisis

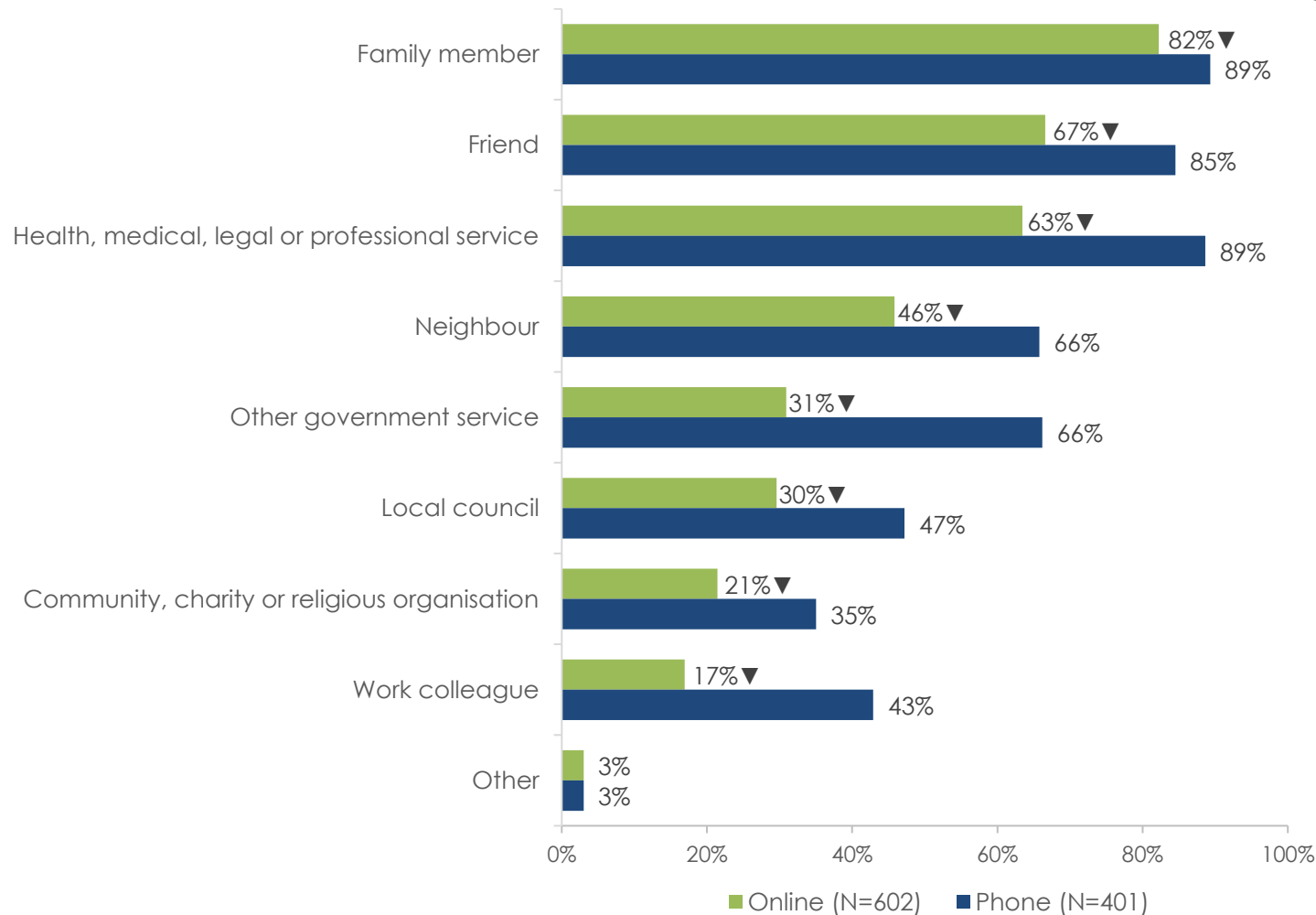


Online



Phone

Q8. Who would you ask for support in a crisis?



Please see Appendix A 'other' specified results

▲ ▼ = A significantly higher/lower percentage (compared to phone)

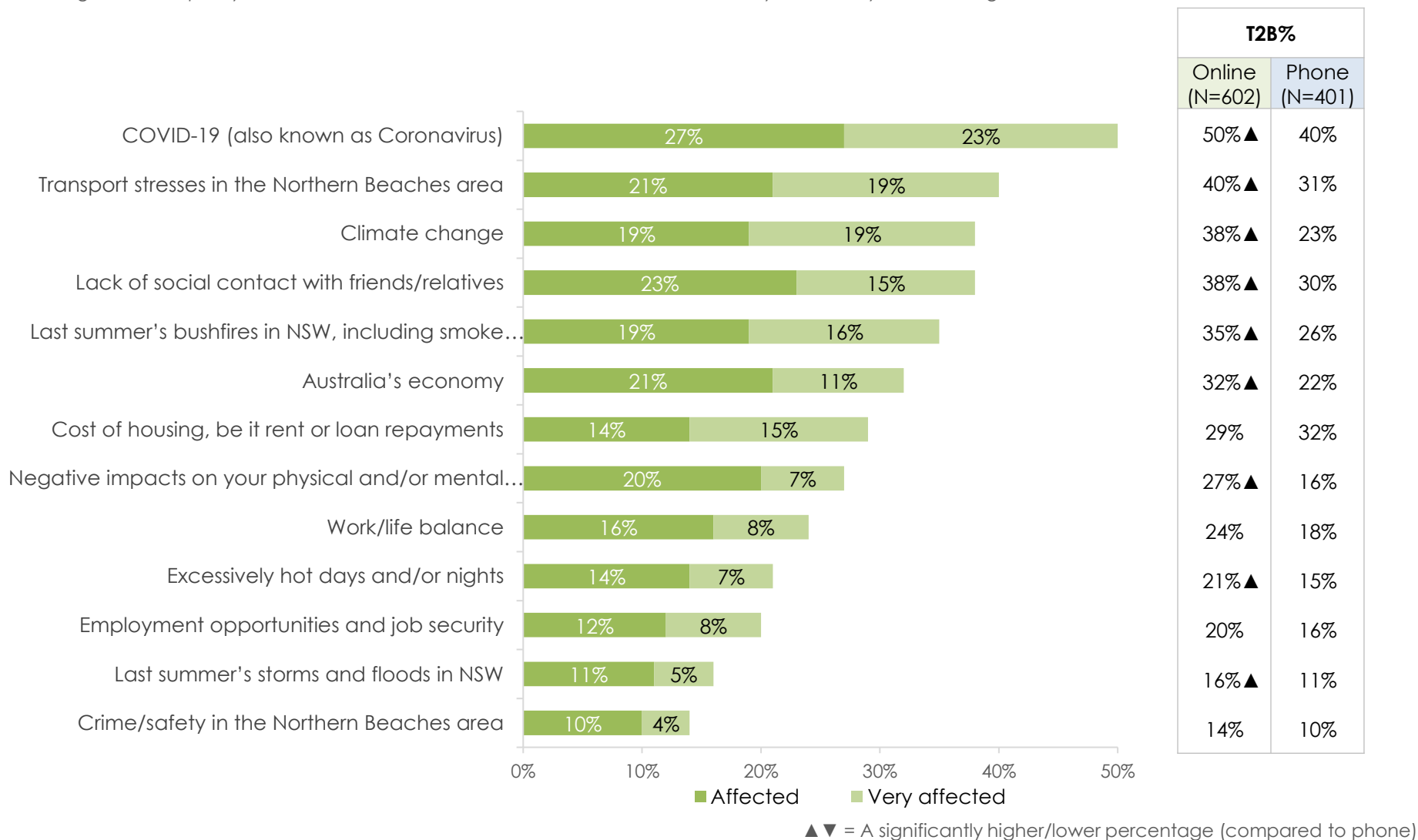
Family members, friends and health, medical, legal or professional services are the most common places to turn to for support in times of crisis. Online respondents are significantly less likely to ask anyone for assistance in a crisis.

Affect of Events



Online Phone

Q3. Thinking about the past year on the Northern Beaches, how affected, if at all, have you been by the following events?



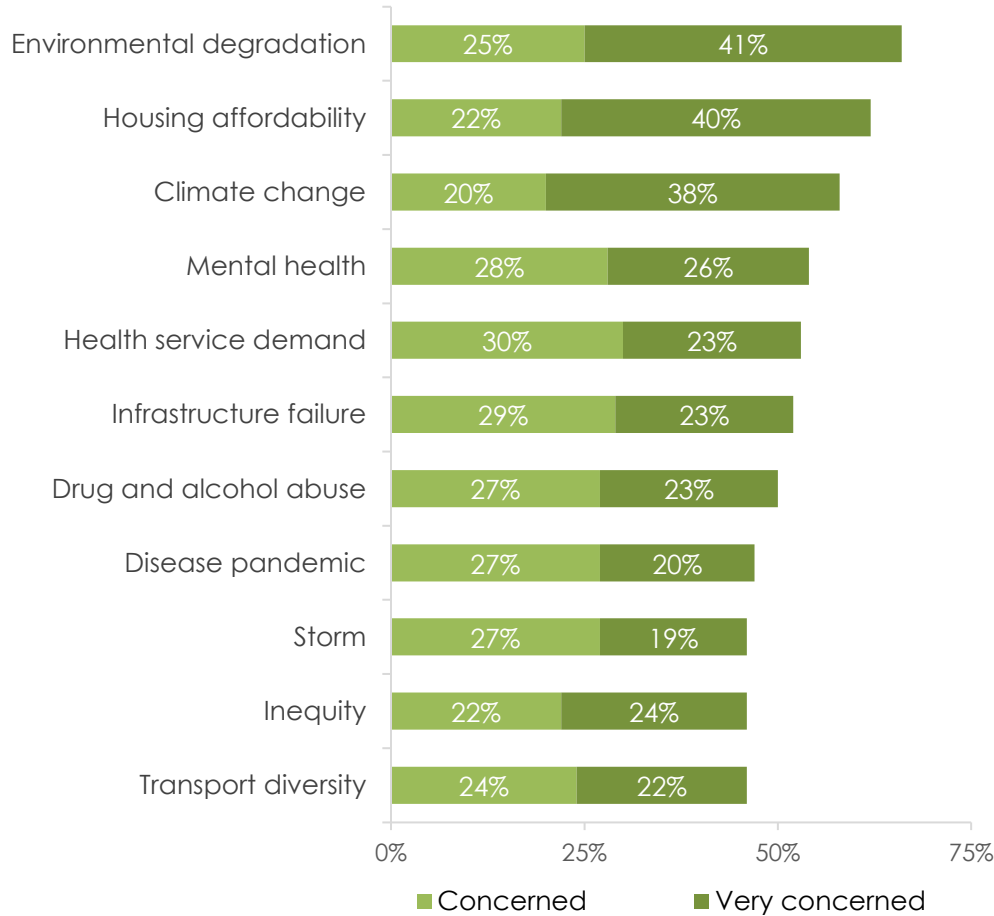
COVID-19 has had the biggest impact on both online and phone respondents in the past year. Online respondents are significantly more likely to have been impacted by 9 of the 13 events.

Level of Concern and Preparedness for Events (1/2)

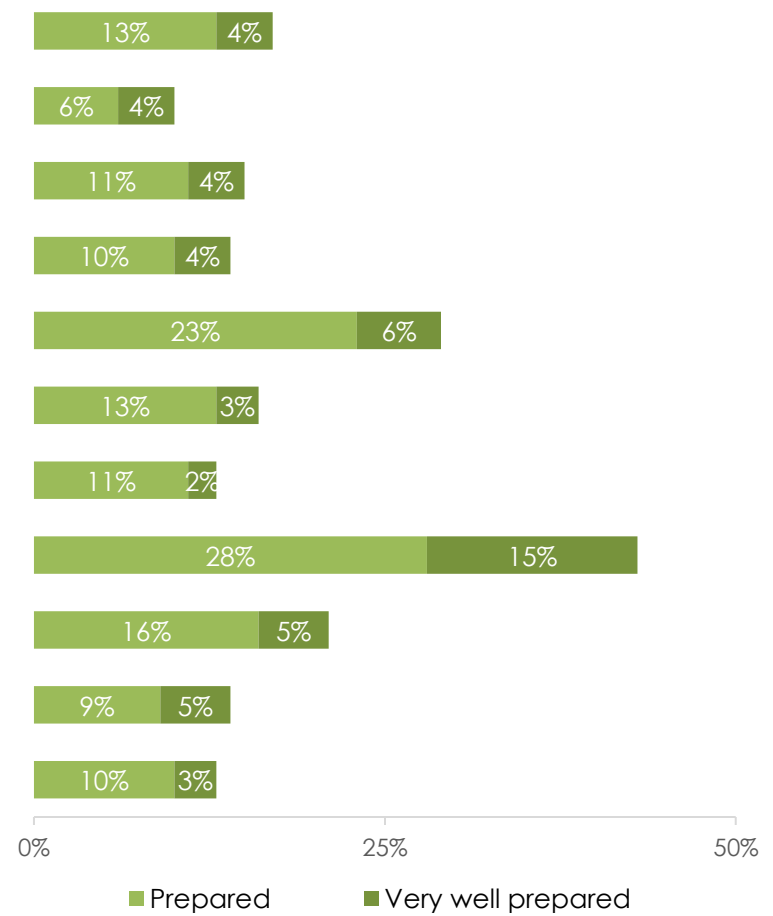


Online

Top 2 Box %
(Concerned/Very Concerned)



Top 2 Box %
(Prepared/Very Well Prepared)

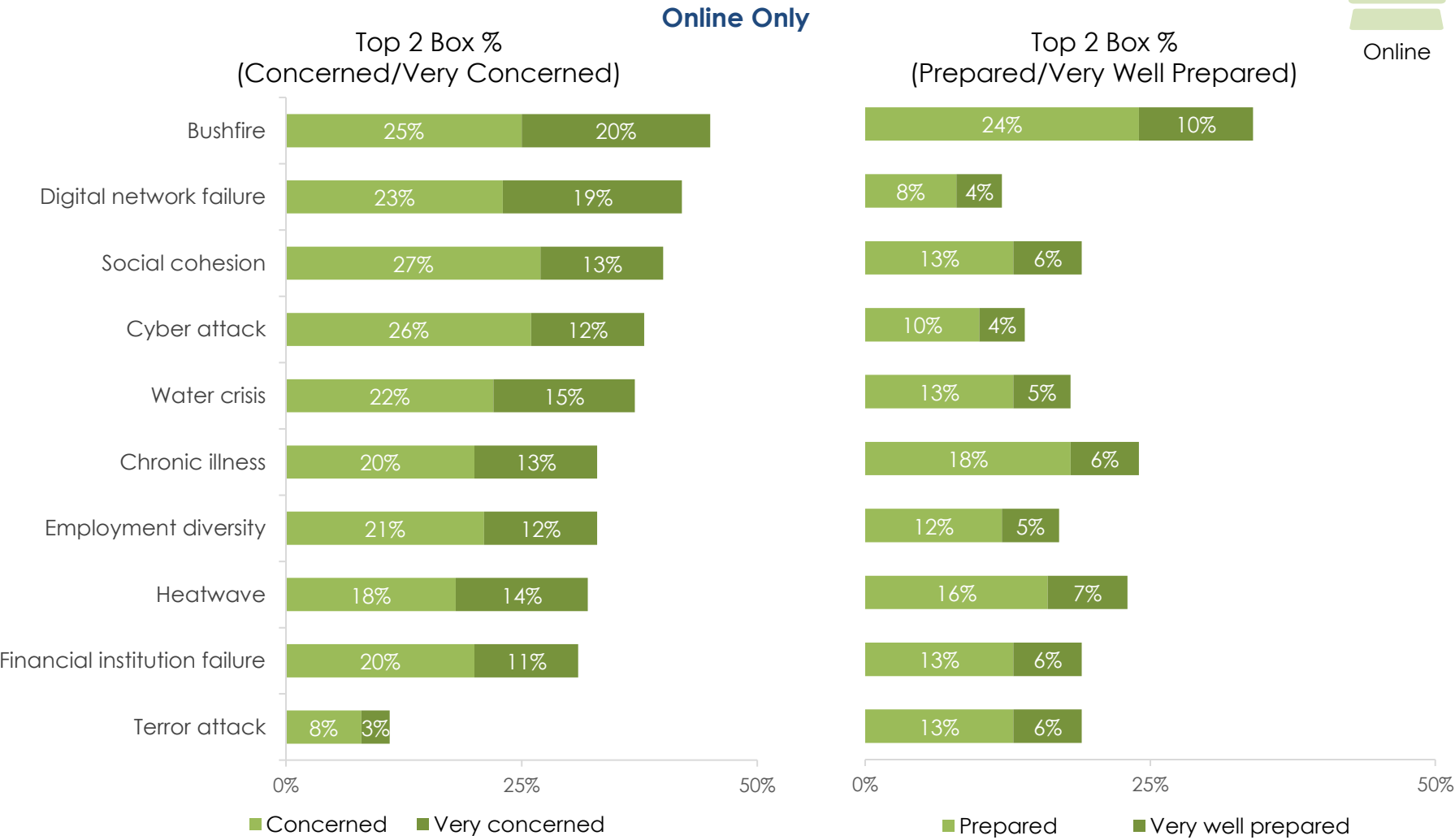


Base: N=602

Online respondents are most concerned about environmental degradation, and most prepared for disease pandemics.

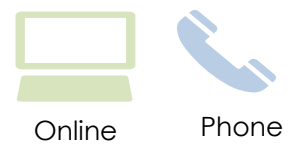
Level of Concern and Preparedness for Events (2/2)

Q5. How concerned are you about the following events and their impact on our community?
Q6. In consideration of the above, how prepared is our community?

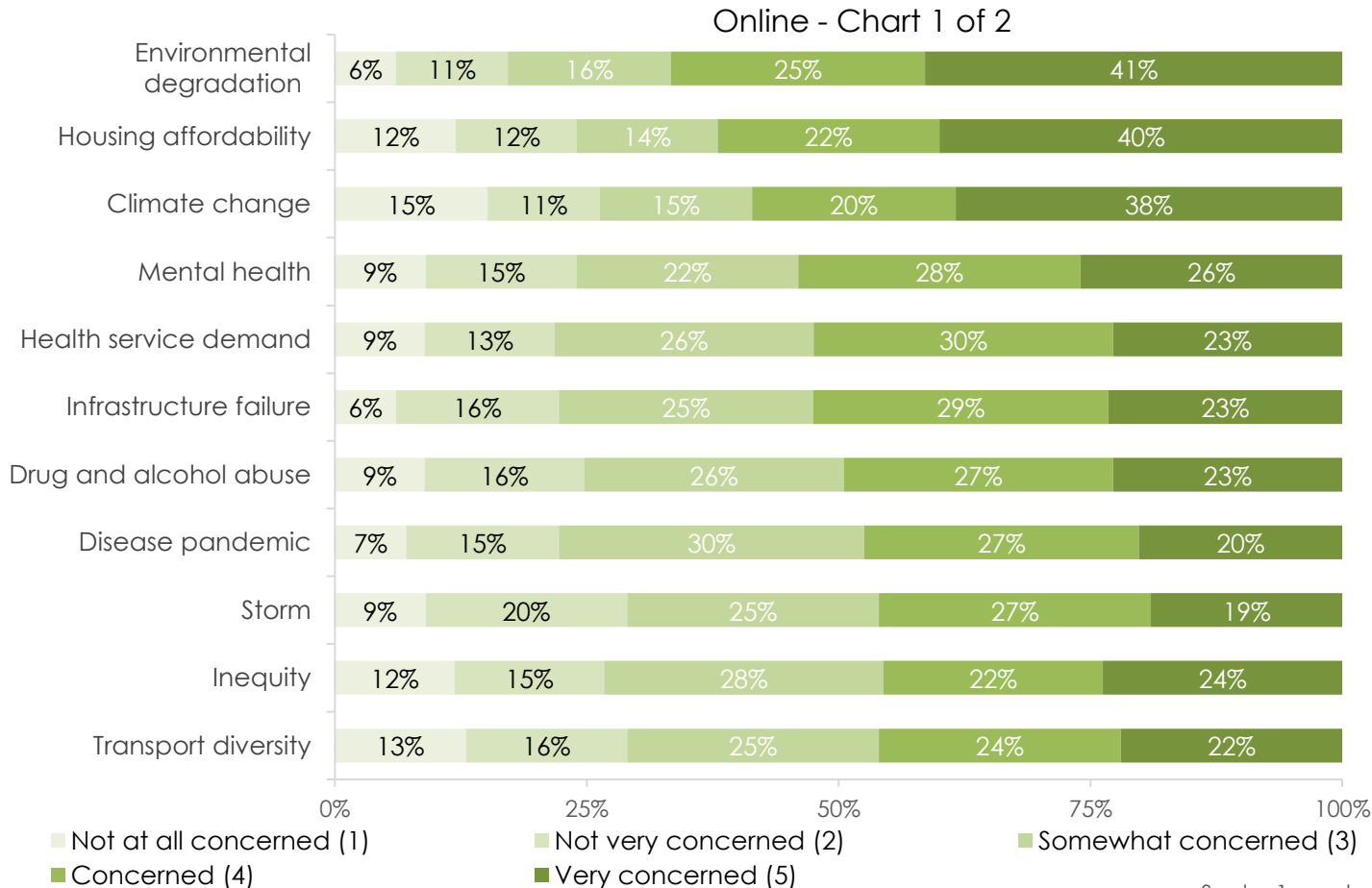


Online respondents are least concerned about terror attacks, financial institution failures and heatwaves.

Level of Concern for Events and their Impact (1/2)



Q5. How concerned are you about the following events and their impact on our community?



T2B8%		Online mean
Online	Phone	
66%▲	45%	3.85
62%	66%	3.67
58%▲	45%	3.54
54%▲	43%	3.46
53%▲	38%	3.45
52%▲	30%	3.47
50%▲	37%	3.39
47%▲	36%	3.37
46%▲	30%	3.27
46%▲	35%	3.30
46%▲	36%	3.27

Scale: 1 = not at all concerned, 5 = very concerned

▲ ▼ = A significantly higher/lower percentage (compared to phone)

Base: Online (N=602) Phone (N=401)

The area of most concern for online respondents is environmental degradation, with 66% stating they are concerned/very concerned. Online respondents are more concerned than phone respondents about all of the listed events, with the exception of housing affordability.

Level of Concern for Events and their Impact (2/2)



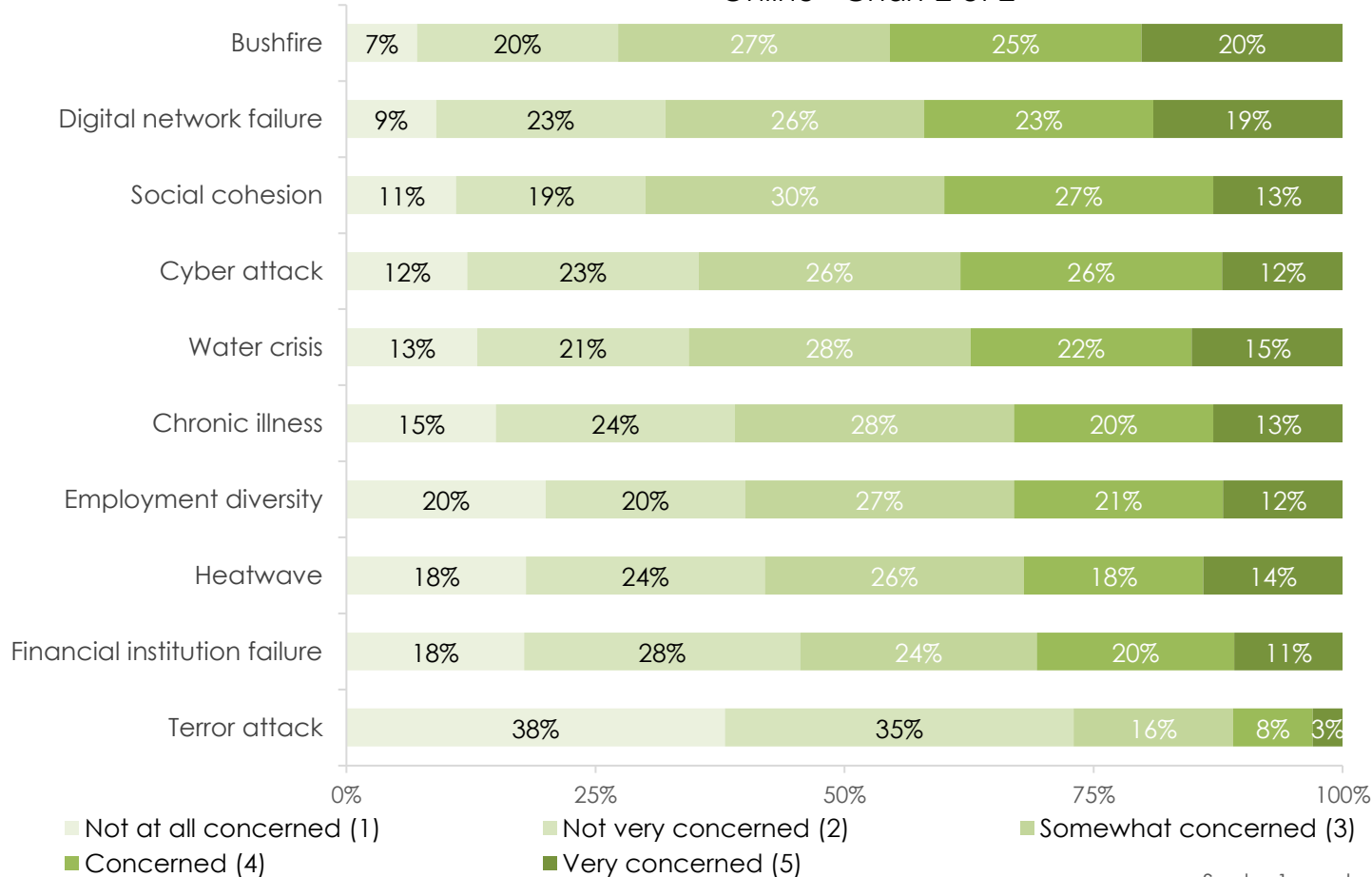
Online



Phone

Q5. How concerned are you about the following events and their impact on our community?

Online - Chart 2 of 2



T2B%		Online mean
Online	Phone	
45%▲	32%	3.31
42%▲	30%	3.21
40%▲	21%	3.10
38%▲	29%	3.03
37%▲	21%	3.04
33%▲	28%	2.91
33%▲	24%	2.85
32%	22%	2.84
31%▲	23%	2.79
11%	10%	2.03

Scale: 1 = not at all concerned, 5 = very concerned

▲ ▼ = A significantly higher/lower percentage (compared to phone)

Base: Online (N=602) Phone (N=401)

Terror attacks are the area of least concern for online respondents, with only 11% stating they are concerned/very concerned.

Preparedness for Events (1/2)

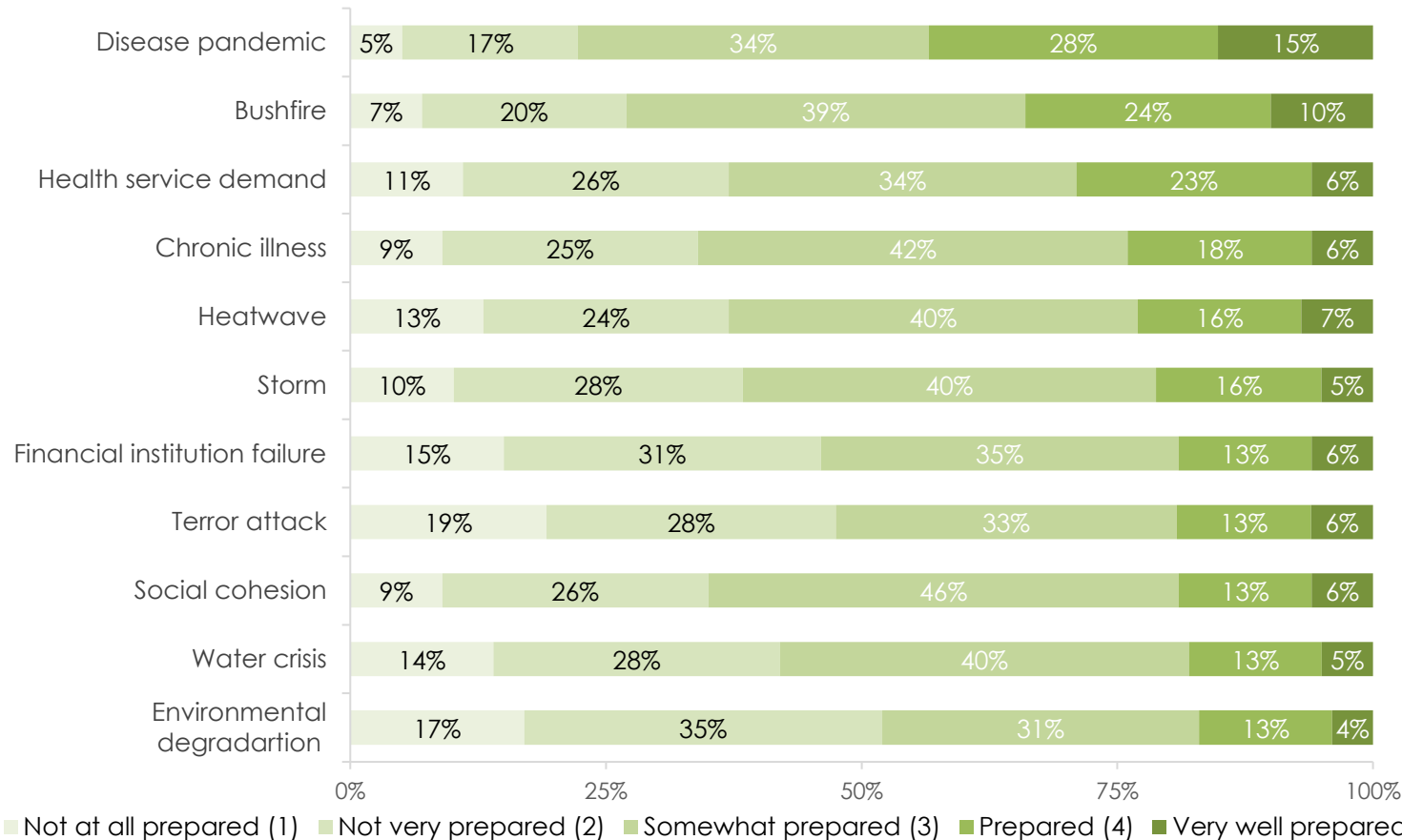


Online

Phone

Online - Chart 1 of 2

Q6. In consideration of the above, how prepared is our community?



T2B%		Online mean
Online	Phone	
43%	43%	3.30
34%	36%	3.12
29%	29%	2.86
24%	22%	2.89
23%	20%	2.79
21%▼	29%	2.77
19%	21%	2.64
19%	23%	2.57
19%	23%	2.81
18%▼	26%	2.68
17%	23%	2.52

Scale: 1 = not at all prepared, 5 = very well prepared

▲ ▼ = A significantly higher/lower percentage (compared to phone)

Base: Online (N=602) Phone (N=401)

Online respondents feel most prepared for disease pandemics and bushfire events, which is not surprising considering the recent COVID-19 situation and last summers bushfires in NSW. Online respondents are significantly less prepared to deal with storms, water crises, transport diversity, drug and alcohol abuse, and digital network failures.

Preparedness for Events (2/2)

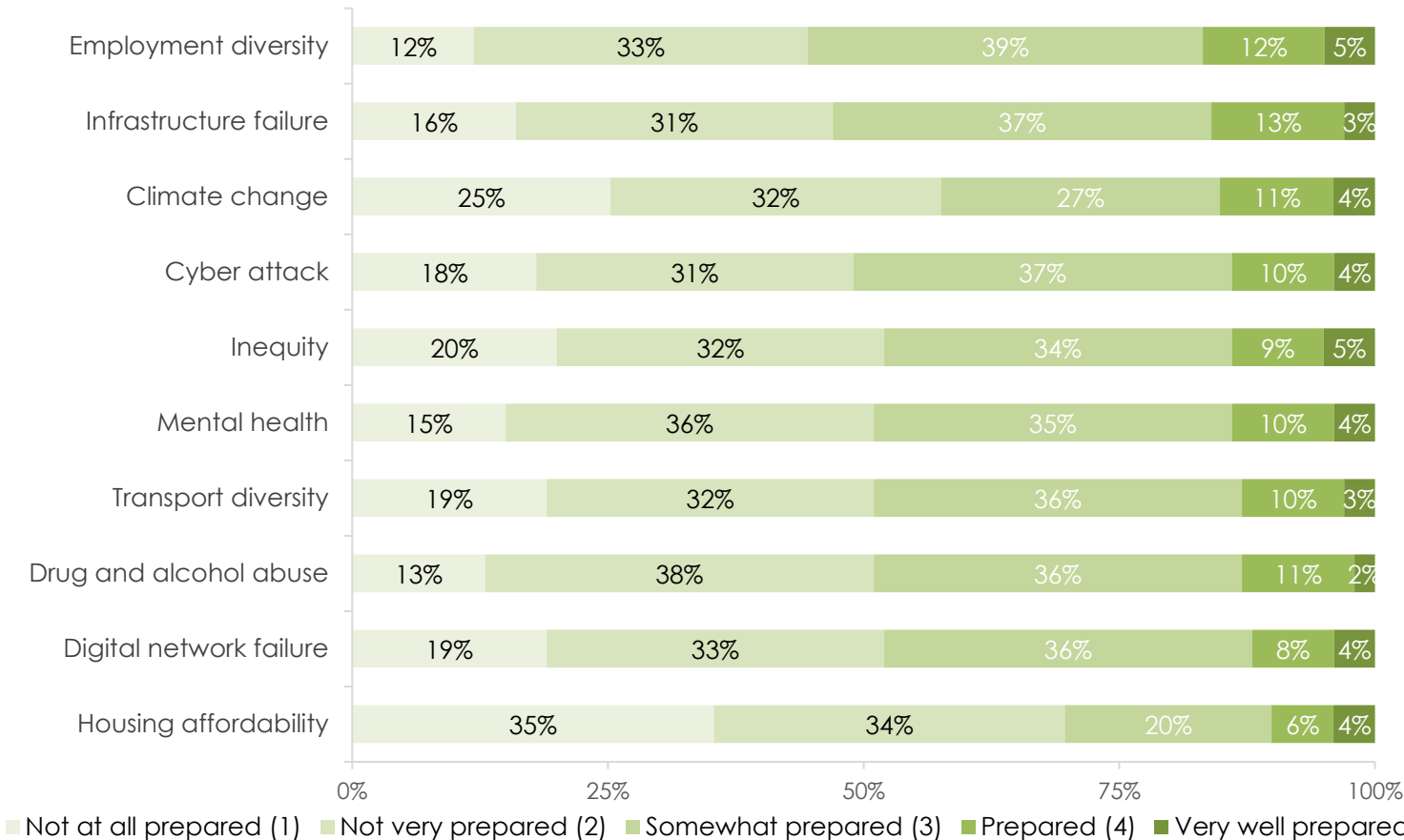


Online

Phone

Q6. In consideration of the above, how prepared is our community?

Online - Chart 2 of 2



T2B%		Online mean
Online	Phone	
17%	17%	2.64
16%	19%	2.57
15%	20%	2.38
14%	16%	2.50
14%	16%	2.46
14%	18%	2.52
13%▼	23%	2.47
13%▼	19%	2.51
12%▼	18%	2.45
10%	13%	2.10

Base: Online (N=602) Phone (N=401)

Scale: 1 = not at all prepared, 5 = very well prepared

▲ ▼ = A significantly higher/lower percentage (compared to phone)

The Northern Beaches community feel least prepared to deal with housing affordability and digital network failures.

Changes to Practices to be More Prepared



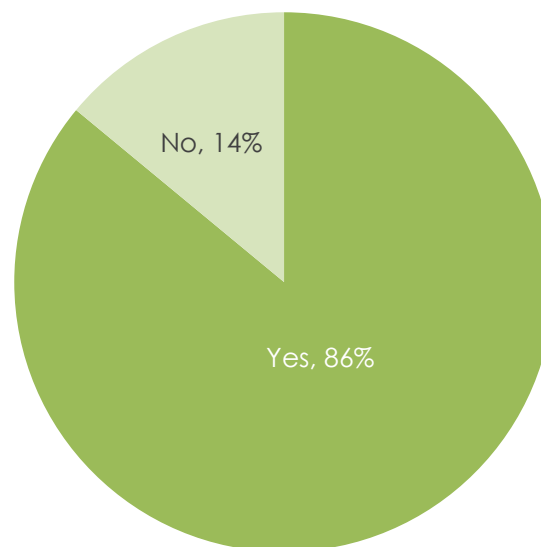
Online



Phone

Q9a. Recognising the importance of collective resilience (meaning that all aspects of our community have a shared responsibility including government, business, groups and individuals) would you consider making changes to your practices in order to adapt and be more prepared for stress and shocks?

	Online	Phone
Yes %	86%	81%
Base	602	401



Base: N=602

86% of online respondents stated they would consider making changes to their practices in order to adapt and be more prepared for stress and shocks.

Changes to Practices to be More Prepared



Online

Q9a. *Recognising the importance of collective resilience (meaning that all aspects of our community have a shared responsibility including government, business, groups and individuals) would you consider making changes to your practices in order to adapt and be more prepared for stress and shocks?*

Q9b. (If yes) What would you be willing to do to improve our community's resilience?

	N=518
Be more involved/volunteer/donate/start community groups	48%
Education/share information/seek guidance/communication	23%
Other comments	20%
Encourage/support/help others	17%
Be more environmentally friendly/conscious	10%
Anything/adapt/follow direction	9%
Advise Council to engage, plan, inform more	6%
Be prepared/planning for the future	4%
Attend a meeting/work together with the community	3%
Provide feedback/participate in surveys	3%
Support services e.g. health, mental health, disability support	3%
Support organisations/projects	2%
Don't know/nothing	11%

Q9c. (If no) Why do you say that?

	N=84
I am already well-prepared/support is available	44%
Government just gets in the way/can't/don't help	15%
Not sure what else can be done/no change unless needed	13%
Elderly	5%
Can't prepare for most crisis that can impact the community	2%
No stresses/not impacted	2%
Other comments	18%
Don't know/no response	8%

For those that would consider making changes to their practices, 48% stated they would be willing to be more involved/volunteer/donate or start community groups. For those that mentioned they would not consider making changes, the most common reason was that they already feel well prepared and support is available to them.



Appendix A: Additional Analyses



northern
beaches
council

micromex
research

Support in a Crisis



Online

Q8. Who would you ask for support in a crisis?

Other specified	Count
Emergency services	5
News/media	2
No one, I support myself	2
Local wildlife group	1
Administrative tribunals	1
Anyone that can help	1
Assisted end of life	1
Book clubs	1
Federal and State Court systems	1
Insufficient support network to rely upon	1
Insurance companies	1
Local, State and Federal Members	1
Past colleagues	1
Don't know	3





Appendix B: Further Demographics & Background & Methodology



northern
beaches
council

micromex
research

Background & Methodology

Sample selection and error

446 of the 602 respondents opted to complete the survey via an online link that was made publicly available by Council. The remaining 156 respondents were recruited through Micromex's research panel, meaning respondents had previously participated in research and had expressed interest in being involved in further research. The online survey was opt-in (whereas phone respondents were randomly selected).

Interviewing

Interviewing was conducted in accordance with The Research Society Code of Professional Behaviour.

Prequalification

Participants in this survey were pre-qualified as being over the age of 15, and not working for, nor having an immediate family member working for, Northern Beaches Council.

Data analysis

The data within this report was analysed using Q Professional.

Within the report, ▲ ▼ are used to identify statistically significant differences between groups, i.e., between the phone and online sample.

Significance difference testing is a statistical test performed to evaluate the difference between two measurements. To identify the statistically significant differences between the groups of means, 'One-Way Anova tests' and 'Independent Samples T-tests' were used. 'Z Tests' were also used to determine statistically significant differences between column percentages.

All percentages are calculated to the nearest whole number and therefore the total may not exactly equal 100%.



Detailed Demographics



Online

L1. In which suburb do you live or work?

	N=602		N=602		N=602
Manly	7%	Fairlight	2%	Killarney Heights	1%
Mona Vale	7%	Forestville	2%	Narraweena	1%
Dee Why	6%	Freshwater	2%	North Balgowlah	1%
Avalon	5%	Manly Vale	2%	North Curl Curl	1%
Frenchs Forest	5%	North Manly	2%	Queenscliff	1%
Belrose	4%	Palm Beach	2%	Scotland Island	1%
Narrabeen	4%	Seaforth	2%	Wheeler Heights	1%
Collaroy	3%	Terrey Hills	2%	Bilgola	<1%
Newport	3%	Bilgola Plateau	1%	Coasters Retreat	<1%
North Narrabeen	3%	Brookvale	1%	Cottage Point	<1%
Warriewood	3%	Church Point	1%	Eastern Hill	<1%
Allambie/Allambie Heights	2%	Clareville	1%	Great Mackerel Beach	<1%
Balgowlah	2%	Clontarf	1%	Ingleside	<1%
Balgowlah Heights	2%	Collaroy Plateau	1%	Sydney	<1%
Bayview	2%	Curl Curl/South Curl Curl	1%	Whale Beach	<1%
Beacon Hill	2%	Davidson	1%	Willoughby	<1%
Cromer	2%	Elanora Heights	1%		

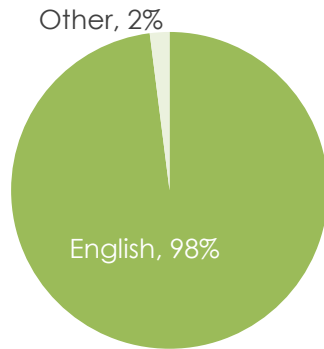


Detailed Demographics



Online

D3. With my family, or the people I live with, I speak:



Other language	Count
Multiple languages	6
Dutch	3
German	2
Maltese	1
Portuguese	1
Swedish	1
Tibetan	1

D8. Which of the following categories best describes your employment?

	N=602
Retired	38%
Employed, working full-time	29%
Employed, working part-time	15%
Employed, working casual hours	5%
Not employed, looking for work	3%
Not employed, NOT looking for work	2%
Living with a disability, not able to work	2%
Student	1%
Other	5%

Other specified	Count
Self employed	14
Business owner	4
Volunteer work	4
Full time carer	2
Freelancer	1
Home tutoring students	1
Medical conditions	1
On long service leave	1
On maternity leave	1
Prefer not to say	4



Appendix C: Questionnaire



northern
beaches
council

micromex
research

**Northern Beaches Council
Resilience Survey
February 2021**

The Northern Beaches Council is developing a Resilience Strategy that will build the resilience of our Northern Beaches community from the impacts of significant disruptions such as natural disasters; as well as ongoing stresses such as lack of affordable housing, climate change, declining social cohesion and increased demand on health services. It recognises the importance of collective resilience, meaning that all aspects of our community have a shared responsibility including government, business, groups and individuals.

It should take around 10 minutes to complete.

Before you start, we'd like some general information about you.

L1. In which suburb do you live or work?

Manly Ward

- ☐ Balgowlah
- ☐ Balgowlah Heights
- ☐ Clontarf
- ☐ Fairlight
- ☐ Manly
- ☐ Manly Vale
- ☐ North Balgowlah
- ☐ Seaforth

Curl Curl Ward

- ☐ Brookvale
- ☐ Curl Curl/South Curl Curl
- ☐ Dee Why
- ☐ Freshwater
- ☐ Narraweena
- ☐ North Curl Curl
- ☐ North Manly
- ☐ Queenscliff

Frenchs Forest Ward

- ☐ Allambie/Allambie Heights
- ☐ Beacon Hill
- ☐ Belrose
- ☐ Davidson
- ☐ Forestville
- ☐ Frenchs Forest
- ☐ Killarney Heights
- ☐ Mona Vale
- ☐ Morning Bay
- ☐ Newport
- ☐ Palm Beach
- ☐ Scotland Island
- ☐ Terrey Hills
- ☐ The Basin
- ☐ Whale Beach

Narrabeen Ward

- ☐ Collaroy
- ☐ Collaroy Plateau
- ☐ Cromer
- ☐ Elanora Heights
- ☐ Ingleside
- ☐ Narrabeen
- ☐ North Narrabeen
- ☐ Oxford Falls
- ☐ Warriewood
- ☐ Wheeler Heights

Pittwater Ward

- ☐ Avalon
- ☐ Bayview
- ☐ Bilgola
- ☐ Bilgola Plateau
- ☐ Careel Bay
- ☐ Church Point
- ☐ Clareville
- ☐ Coasters Retreat
- ☐ Cottage Point
- ☐ Currawong Beach
- ☐ Duffys Forest
- ☐ Elvina Bay
- ☐ Great Mackerel Beach
- ☐ Lovett Bay
- ☐ McCarrs Creek

Outside of the Northern Beaches

- ☐ Other (please specify)

L2. Overall, how would you rate your quality of life at the moment?

- ☐ Excellent
- ☐ Very good
- ☐ Good
- ☐ Fair
- ☐ Poor
- ☐ Very poor

Identify and Rate the Northern Beaches Factors for Resilience

There are many factors that contribute to the resilience of the Northern Beaches. A factor can be anything you think is helping, or would help, our community prepare, respond and bounce back quickly from bad times and live better in good times. Factors could include:

- A quality or value that defines our community (e.g. close-knit communities, people having their say in local decisions or strong leadership)
- A program designed to serve the community (e.g. a program to help neighbourhoods prepare for natural disasters, or one that raises awareness of mental health issues in the community)
- An economic initiative (e.g. an initiative to attract business to local neighbourhoods)
- A system (e.g. a public transport system, internet connections)
- Investment and maintenance of public buildings, facilities and infrastructure (e.g. emergency shelters, roads, stormwater systems)
- A project to help the natural environment

Q1. Please identify the most important factor that contributes or would contribute in the future to the resilience of the Northern Beaches.

.....

Q2. Please rate how the Northern Beaches is performing against this factor using a scale of 1-4 where 1 is 'needs to do much better', 2 is 'doing well but can improve', 3 is 'area of strength', and 4 is 'performance unknown'.

- ☐ 1 – Needs to do much better
- ☐ 2 – Doing well but can improve
- ☐ 3 – Area of strength
- ☐ 4 – Performance unknown

Q3. Thinking about the past year on the Northern Beaches, how affected, if at all, have you been by the following events? On a scale of 1 to 5, where 1 is 'not at all affected', and 5 is 'very affected'. RANDOMISE

	Not at all affected			Very affected	
	1	2	3	4	5
Last summer's bushfires in NSW, including smoke pollution	<input type="radio"/>	<input type="radio"/>	<input type="radio"/>	<input type="radio"/>	<input type="radio"/>
Last summer's storms and floods in NSW	<input type="radio"/>	<input type="radio"/>	<input type="radio"/>	<input type="radio"/>	<input type="radio"/>
Crime/safety in the Northern Beaches area	<input type="radio"/>	<input type="radio"/>	<input type="radio"/>	<input type="radio"/>	<input type="radio"/>
Employment opportunities and job security	<input type="radio"/>	<input type="radio"/>	<input type="radio"/>	<input type="radio"/>	<input type="radio"/>
Climate change	<input type="radio"/>	<input type="radio"/>	<input type="radio"/>	<input type="radio"/>	<input type="radio"/>
COVID-19 (also known as Coronavirus)	<input type="radio"/>	<input type="radio"/>	<input type="radio"/>	<input type="radio"/>	<input type="radio"/>
Australia's economy	<input type="radio"/>	<input type="radio"/>	<input type="radio"/>	<input type="radio"/>	<input type="radio"/>
Cost of housing, be it rent or loan repayments	<input type="radio"/>	<input type="radio"/>	<input type="radio"/>	<input type="radio"/>	<input type="radio"/>
Lack of social contact with friends/relatives	<input type="radio"/>	<input type="radio"/>	<input type="radio"/>	<input type="radio"/>	<input type="radio"/>
Work/life balance	<input type="radio"/>	<input type="radio"/>	<input type="radio"/>	<input type="radio"/>	<input type="radio"/>
Negative impacts on your physical and/or mental health	<input type="radio"/>	<input type="radio"/>	<input type="radio"/>	<input type="radio"/>	<input type="radio"/>
Transport stresses in the Northern Beaches area, such as over-reliance on cars, unreliable public transport, lack of transport options	<input type="radio"/>	<input type="radio"/>	<input type="radio"/>	<input type="radio"/>	<input type="radio"/>
Excessively hot days and/or nights	<input type="radio"/>	<input type="radio"/>	<input type="radio"/>	<input type="radio"/>	<input type="radio"/>

Q4. Please rate how well the Northern Beaches community is performing against each of the following factors using a scale of 1-4 where 1 is 'needs to do much better', 2 is 'doing well but can improve', 3 is 'area of strength', and 4 is 'performance unknown'.

	Needs to do much better 1	Doing well but can improve 2	Area of strength 3	Performance unknown 4
Our community is prepared and able to recover from natural hazards (such as bush fire, flood, etc.)	<input type="radio"/>	<input type="radio"/>	<input type="radio"/>	<input type="radio"/>
Our local economy is prepared and able to recover from natural hazards	<input type="radio"/>	<input type="radio"/>	<input type="radio"/>	<input type="radio"/>
Our local emergency services are capable and resourced adequately	<input type="radio"/>	<input type="radio"/>	<input type="radio"/>	<input type="radio"/>
Local land use planning adequately protects life and property from hazards	<input type="radio"/>	<input type="radio"/>	<input type="radio"/>	<input type="radio"/>
Our community is coordinated and supports each other in times of crisis	<input type="radio"/>	<input type="radio"/>	<input type="radio"/>	<input type="radio"/>
Our community has access to natural hazard information to enable them to be prepared and self-reliant	<input type="radio"/>	<input type="radio"/>	<input type="radio"/>	<input type="radio"/>
Our community is supported to learn and adapt to reduce exposure to natural hazards	<input type="radio"/>	<input type="radio"/>	<input type="radio"/>	<input type="radio"/>
Organisations within our community have the capacity to learn and adapt to reduce the consequences of natural hazards	<input type="radio"/>	<input type="radio"/>	<input type="radio"/>	<input type="radio"/>

Q5. How concerned are you about the following events and their impact on our community on a scale of 1 to 5, where 1 is 'not at all concerned' and 5 is 'very concerned'? RANDOMISE

	Not at all concerned			Very concerned	
	1	2	3	4	5
Heatwave	<input type="radio"/>	<input type="radio"/>	<input type="radio"/>	<input type="radio"/>	<input type="radio"/>
Bushfire	<input type="radio"/>	<input type="radio"/>	<input type="radio"/>	<input type="radio"/>	<input type="radio"/>
Storm (inc. flood and coastal inundation)	<input type="radio"/>	<input type="radio"/>	<input type="radio"/>	<input type="radio"/>	<input type="radio"/>
Infrastructure failure (e.g. Communications, transport, sewer, water, energy, etc.)	<input type="radio"/>	<input type="radio"/>	<input type="radio"/>	<input type="radio"/>	<input type="radio"/>
Financial institution failure	<input type="radio"/>	<input type="radio"/>	<input type="radio"/>	<input type="radio"/>	<input type="radio"/>
Water crisis	<input type="radio"/>	<input type="radio"/>	<input type="radio"/>	<input type="radio"/>	<input type="radio"/>
Digital network failure	<input type="radio"/>	<input type="radio"/>	<input type="radio"/>	<input type="radio"/>	<input type="radio"/>
Terror attack	<input type="radio"/>	<input type="radio"/>	<input type="radio"/>	<input type="radio"/>	<input type="radio"/>
Disease pandemic	<input type="radio"/>	<input type="radio"/>	<input type="radio"/>	<input type="radio"/>	<input type="radio"/>
Cyber attack	<input type="radio"/>	<input type="radio"/>	<input type="radio"/>	<input type="radio"/>	<input type="radio"/>
Health service demand	<input type="radio"/>	<input type="radio"/>	<input type="radio"/>	<input type="radio"/>	<input type="radio"/>
Housing affordability	<input type="radio"/>	<input type="radio"/>	<input type="radio"/>	<input type="radio"/>	<input type="radio"/>
Social cohesion	<input type="radio"/>	<input type="radio"/>	<input type="radio"/>	<input type="radio"/>	<input type="radio"/>
Employment diversity	<input type="radio"/>	<input type="radio"/>	<input type="radio"/>	<input type="radio"/>	<input type="radio"/>
Inequity	<input type="radio"/>	<input type="radio"/>	<input type="radio"/>	<input type="radio"/>	<input type="radio"/>
Chronic illness	<input type="radio"/>	<input type="radio"/>	<input type="radio"/>	<input type="radio"/>	<input type="radio"/>
Transport diversity	<input type="radio"/>	<input type="radio"/>	<input type="radio"/>	<input type="radio"/>	<input type="radio"/>
Drug and alcohol abuse	<input type="radio"/>	<input type="radio"/>	<input type="radio"/>	<input type="radio"/>	<input type="radio"/>
Mental health	<input type="radio"/>	<input type="radio"/>	<input type="radio"/>	<input type="radio"/>	<input type="radio"/>
Climate change	<input type="radio"/>	<input type="radio"/>	<input type="radio"/>	<input type="radio"/>	<input type="radio"/>
Environmental degradation	<input type="radio"/>	<input type="radio"/>	<input type="radio"/>	<input type="radio"/>	<input type="radio"/>
Other (please specify).....	<input type="radio"/>	<input type="radio"/>	<input type="radio"/>	<input type="radio"/>	<input type="radio"/>

Q6. In consideration of the above, how prepared is our community, on a scale of 1 to 5, where 1 is not at all prepared, and 5 is very prepared? RANDOMISE

	Not at all prepared			Very well prepared	
	1	2	3	4	5
Heatwave	<input type="radio"/>	<input type="radio"/>	<input type="radio"/>	<input type="radio"/>	<input type="radio"/>
Bushfire	<input type="radio"/>	<input type="radio"/>	<input type="radio"/>	<input type="radio"/>	<input type="radio"/>
Storm (inc. flood and coastal inundation)	<input type="radio"/>	<input type="radio"/>	<input type="radio"/>	<input type="radio"/>	<input type="radio"/>
Infrastructure failure (e.g. Communications, transport, sewer, water, energy etc)	<input type="radio"/>	<input type="radio"/>	<input type="radio"/>	<input type="radio"/>	<input type="radio"/>
Financial institution failure	<input type="radio"/>	<input type="radio"/>	<input type="radio"/>	<input type="radio"/>	<input type="radio"/>
Water crisis	<input type="radio"/>	<input type="radio"/>	<input type="radio"/>	<input type="radio"/>	<input type="radio"/>
Digital network failure	<input type="radio"/>	<input type="radio"/>	<input type="radio"/>	<input type="radio"/>	<input type="radio"/>
Terror attack	<input type="radio"/>	<input type="radio"/>	<input type="radio"/>	<input type="radio"/>	<input type="radio"/>
Disease pandemic	<input type="radio"/>	<input type="radio"/>	<input type="radio"/>	<input type="radio"/>	<input type="radio"/>
Cyber attack	<input type="radio"/>	<input type="radio"/>	<input type="radio"/>	<input type="radio"/>	<input type="radio"/>
Health service demand	<input type="radio"/>	<input type="radio"/>	<input type="radio"/>	<input type="radio"/>	<input type="radio"/>
Housing affordability	<input type="radio"/>	<input type="radio"/>	<input type="radio"/>	<input type="radio"/>	<input type="radio"/>
Social cohesion	<input type="radio"/>	<input type="radio"/>	<input type="radio"/>	<input type="radio"/>	<input type="radio"/>
Employment diversity	<input type="radio"/>	<input type="radio"/>	<input type="radio"/>	<input type="radio"/>	<input type="radio"/>
Inequity	<input type="radio"/>	<input type="radio"/>	<input type="radio"/>	<input type="radio"/>	<input type="radio"/>
Chronic illness	<input type="radio"/>	<input type="radio"/>	<input type="radio"/>	<input type="radio"/>	<input type="radio"/>
Transport diversity	<input type="radio"/>	<input type="radio"/>	<input type="radio"/>	<input type="radio"/>	<input type="radio"/>
Drug and alcohol abuse	<input type="radio"/>	<input type="radio"/>	<input type="radio"/>	<input type="radio"/>	<input type="radio"/>
Mental health	<input type="radio"/>	<input type="radio"/>	<input type="radio"/>	<input type="radio"/>	<input type="radio"/>
Climate change	<input type="radio"/>	<input type="radio"/>	<input type="radio"/>	<input type="radio"/>	<input type="radio"/>
Environmental degradation	<input type="radio"/>	<input type="radio"/>	<input type="radio"/>	<input type="radio"/>	<input type="radio"/>
Other (please specify).....	<input type="radio"/>	<input type="radio"/>	<input type="radio"/>	<input type="radio"/>	<input type="radio"/>

Q7. Considering the most significant shock and stress to you. How prepared do you feel you and/or your family are to respond, on a scale of 1 to 5, where 1 is 'not at all prepared', and 5 is 'very prepared'?

- ☐ 5 – Very prepared
- ☐ 4
- ☐ 3
- ☐ 2
- ☐ 1 – Not at all prepared

Q8. Who would you ask for support in a crisis? Please select all that apply.

- ☐ Friend
- ☐ Neighbour
- ☐ Family member
- ☐ Work colleague
- ☐ Community, charity or religious organisation
- ☐ Local council
- ☐ Other government service
- ☐ Health, medical, legal or professional service
- ☐ Other (please specify)

Q9a. Recognising the importance of collective resilience (meaning that all aspects of our community have a shared responsibility including government, business, groups and individuals) would you consider making changes to your practices in order to adapt and be more prepared for stress and shocks?

- ☐ Yes
- ☐ No (Go to Q9c)

Q9b. What would you be willing to do to improve our community's resilience? Now go to D1

.....

Q9c. Why do you say that?

.....

Please tell us about yourself.

D1. I identify my gender as:

- ☐ Male
- ☐ Female
- ☐ Transgender
- ☐ Other (please specify)

D2. My age is:

- ☐ 15 – 19
- ☐ 20 – 29
- ☐ 30 – 39
- ☐ 40 – 49
- ☐ 50 – 59
- ☐ 60 – 69
- ☐ 70 – 79
- ☐ 80 or older

D3. With my family, or the people I live with, I speak:

- ☐ English
- ☐ Arabic
- ☐ Mandarin
- ☐ Cantonese
- ☐ Vietnamese
- ☐ Greek
- ☐ Italian
- ☐ Other (please specify)

D4. Are you of Aboriginal or Torres Strait Islander ancestry?

- ☐ No
- ☐ Yes, Aboriginal
- ☐ Yes, Torres Strait Islander
- ☐ Yes, both

D5. Are you living with a disability, a medical condition or mental illness?

- ☐ No
- ☐ Yes

D6. Are you a carer for someone living with a disability, a medical condition, or mental illness or someone who is frail and aged?

- ☐ No
- ☐ Yes

D7. Do you hold a Pensioner Concession Card or Health Care Card (not including Commonwealth Seniors Health Card)?

- ☐ No
- ☐ Yes

D8. Which of the following categories best describes your employment?

- ☐ Employed, working full-time
- ☐ Employed, working part-time
- ☐ Employed, working casual hours
- ☐ Student
- ☐ Not employed, looking for work
- ☐ Not employed, NOT looking for work
- ☐ Retired
- ☐ Living with a disability, not able to work
- ☐ Other (please specify)

We really appreciate the time you have taken to respond to this survey. Your responses will help us determine our priorities as we develop the Northern Beaches Resilient Strategy.

For more information please contact Council at resilience@northernbeaches.nsw.gov.au or phone 1300 434 434.

This market research is carried out in compliance with the Privacy Act, and the information you provided will be used only for research purposes. The research has been conducted by Micromex Research (1800 639 599) on behalf of Northern Beaches Council.

The information contained herein is believed to be reliable and accurate, however, no guarantee is given as to its accuracy and reliability, and no responsibility or liability for any information, opinions or commentary contained herein, or for any consequences of its use, will be accepted by Micromex Research, or by any person involved in the preparation of this report.



Telephone: (02) 4352 2388
Web: www.micromex.com.au
Email: stu@micromex.com.au