




ARTIST IMPRESSION - NORTHERN ELEVATION
VIEW TOWARDS BOAT STORE & WATER SPORTS FACILITIES



RS.
Metal Roof Sheetting




RB.
Reclaimed Brick




CON.
Concrete Ramps



TDB.
External Timber-Look Decking



CL.
Timber Soffit Cladding



GL.
Glass



ARTIST IMPRESSION - SOUTH-EAST ELEVATION
VIEW TOWARD ENTRANCE & COMMUNITY ROOM
WITH CONCEPT COMMUNITY ART WORK



ARTIST IMPRESSION - EASTERN ELEVATION
VIEW TOWARD CAFE & COMMUNITY ROOM



WRAY AND CUTCLIFFE
ARCHITECTS

e: jessica@wacarchitects.com.au • e: alice@wacarchitects.com.au
m: 0421 755 086 m: 0424 561 309

* This drawing and design are copyright and no portion may be reproduced without the written permission of Wray and Cutcliffe Architects Pty. Ltd. Locate & Protect all services prior to construction
* Use written dimensions or grid lines in preference to scaled dimensions. Measurements to existing work are to be checked on site. DO NOT SCALE FROM DRAWINGS.
* This drawing is to be read in conjunction with all relevant consultant reports, the Engineer's Drawings & Specification, Conditions of Contract and Accompanying Natspec Specification.
* Electronic data transfer should be scanned for viruses before use and any loss or damage (incl. consequential damage) caused to the recipient of electronic data, by its direct or indirect use, is not the liability of the designer or Wray and Cutcliffe Architects Pty. Ltd.
* All work in accordance to BCA - N.C.C, Australian Standards & all relevant authorities.
* Waterproof/ Weatherproofing Details to Master Builders Industry Guidelines and to meet performance standards as well as Australian Standards.

JAMIESON PARK SPORTS AMENITIES

TITLE

Colours and Finishes

CLIENT

Northern Beaches Council

AT

Jamieson Park
The Esplanade, Narrabeen, NSW, 2101
Lot 7358, DP 1164008